

St. Vincent Pallotti College, Raipur

Program/Curriculum/Syllabus of Course

M.Com – 4th Semester

St. Vincent Pallotti College

Commerce & Management Department

Parameters for Internal evaluation

Internal evaluation is done in each semester in which candidate becomes eligible to appear in the concerned semester examination. The internal assessment marks obtained by the candidate in the first attempt is retained & considered valid for all subsequent attempts.

Marks allotment for M.COM course

Out of 20 marks allocated for internal assessment for each paper:

- i. 10 marks are to be assigned for class test
- ii. 5 marks are to be assigned for assignment/seminar presentation
- iii. 5 marks are to be assigned for attendance.

The marks for attendance shall be as follows:

i.	More than 65% but less than 75%	1 Marks
ii.	70% or more but less than 75%	2 Marks
iii.	75% or more but less than 80%	3 Marks
iv.	80% or more but less than 85%	4 Marks
v.	85% and above	5 Marks

For M.COM IV Semester Project report marks are to be sent in following format:

Form No. C-10

FOIL: COUNTER FOIL

Pt. Ravishankar Shukla University,

RAIPUR - 492010 (C.G.)

Examination 20

Practical Viva-Voce/Dissertation Examination in _____

Class _____ (Subject) _____

Centre _____

Date on which Examination was held _____

No. of Candidates Examined

Maximum Marks

S.NO	Roll No.	Enrolment No.	Name of Candidate	Project Report (50)	Viva Voice (50)	Total Marks allotted	
						In Figures	In words

Vaz

PGDCA (Semester-I)

PT. RAVISHANKAR SHUKLA UNIVERSITY, RAIPUR (C.G.)

POST GRADUATE DIPLOMA IN COMPUTER APPLICATION 2018-19 [DURATION - ONE YEAR - FULL TIME]

The duration of the course shall be one year consisting of two semesters. There shall be three theories and two practical courses in the each semester.

FIRST SEMESTER

- PGDCA-101 : Introduction to software organization**
- PGDCA-102 : Programming in "C"**
- PGDCA-103 : Office Automation & Tally**
- PGDCA-104 : Practical based on PGDCA-103.**
- PGDCA-105 : Practical based on PGDCA-102.**

PGDCA-104 : Practical based on PGDCA-103

1. Scheme of Examination: -

Practical examination will be of 3 hours duration. The distribution of practical marks is as follows :

Question 1 (Word)	10
Question 2 (Excel/ Power point)	10
Question 3 (FoxPro)	15
Question 4 (Access)	10
Question 5 (Tally)	15
Viva-Voice	20
[Practical Copy + Internal Record]	20
Total	100

2 In every program there should be comment for each coded line or block of code.

3 Practical file should contain printed programs with name of author, date, path of program, unit no. and printed output.

4 All the following programs or a similar type of programs should be prepared: 1,1,1

List of Practical

1. At least 10 practical Questions in Word
2. At least 10 practical Questions in Excel
3. At least 5 practical Questions in Power point
4. At least 10 practical Questions in Access
5. At least 10 practical Questions in FoxPro
6. At least 5 practical Questions in Tally

PGDCA-105 : Practical based on PGDCA-102

1 Scheme of Practical Examination:-

Practical examination will be of 3 hours duration. All programs with flowchart & algorithms. The distribution of practical marks is as follows and

Question 1 (with flowchart & algorithms)	20
Question 2 (with flowchart & algorithms)	20
Question 3 (with flowchart & algorithms)	20
Viva-Voice	20
[Practical Copy + Internal Record]	20
Total	100

2 Practical file should contain printed programs with name of author, date, path of program, unit no. and printed output.

3 In every program there should be comment for each coded line or block of code.

4 All the programs or a similar type of programs should be prepared as per the practical list.

List of Practical

INPUT AND OUTPUT, FORMATTING

1. Write a program in which you declare variable of all data types supported by C language. Get input from user and print the value of each variable with alignment: left, right and column width 10. For real numbers print their values with two digits right to the decimal.

LOOPS, DECISIONS

2. Write program to print all combination of 1 2 3.
3. Write program to generate following pattern

```
a) * * * * *
   * * * * *
   * * * * *
   * * * * *
   * * * * *

c) *
   * *
   * * *
   * * * *
   * * * * *
```

Handwritten signature and date: 07-08-2018

List of Practical
INPUT AND OUTPUT

b) 1 d) f)

```

2 3                      2 1 2
4 5 6                    3 2 1 2 3
7 8 9 10                4 3 2 1 2 3 4

```

- Write main function using switch...case, if, else and loops which when called asks pattern type: if user enters 11 then first pattern is generated using for loop, if user enters 12 then first pattern is generated using while loop, if user enters 13 then first pattern is generated using do-while loop, if user enters 21 then a second pattern is generated using for loop and so on.
- Write program to display number 1 to 10 in octal, decimal and hexadecimal system.
- Write program to display number from one number system to another number system. The program must ask for the number system in which you will input integer value then the program must ask the number system in which you will want output of the input number after that you have to input the number in specified number system and program will give the output according to number system for output you mentioned.
- Write a program to perform following tasks using switch...case, loops, and conditional operator (as and when necessary).
 - Find factorial of a number
 - Print fibonacci series up to n terms and its sum.
 - Print sin series up to n terms and its sum.
 - Print prime numbers up to n terms.
 - Print whether a given year is leap or not.
- Write program no. 6 but use library function to perform above tasks.

ARRAY

- Create a single program to perform following tasks using switch, if, else, loop and single dimension character array without using library function.
 - To reverse the string.
 - To count the number of characters in string.
 - To copy the one string to other string.
 - To find whether a given string is palindrome or not.
 - To count no. of vowels, consonants in each word of a sentence and no. of punctuation in sentence.
 - To arrange the alphabets of a string in ascending order.
- Create a single program to perform following tasks using switch, if, else, loop and single dimension integer array.
 - Sort the elements.
- Write a program that read the afternoon day temperature for each day of the month and then report the month average temperature as well as the days on which hottest and coolest days occurred.
- Create a single program to perform following tasks using switch, if, else, loop and double dimension integer array of size 3x3.
 - Addition of two matrix.
 - Subtraction of two matrix.
 - Multiplication of two matrix.
- Create a single program to perform following tasks using switch, if, else, loop and double dimension character array of size 5x40.
 - Sorting of string.

FUNCTIONS

- Write program using the function power (a, b) to calculate the value of a raised to b.
- Write program to demonstrate difference between static and auto variable.
- Write program to demonstrate difference between local and global variable.
- Write a program to perform following tasks using switch...case, loops and function.
 - Find factorial of a number

Sumit
03-08-193

- Print Fibonacci series up to n terms and its sum.

- Write a program to perform following tasks using switch...case, loops and recursive function.
 - Find factorial of a number
 - Print Fibonacci series up to n terms and its sum.
- Write a function to accept 10 characters and display whether each input character is digit, uppercase letter or lower case letter.

STRUCTURE & UNION

- Create a structure Student having data members to store roll number, name of student, name of three subjects, max marks, min marks, obtained marks. Declare a structure variable of student. Provide facilities to input data in data members and display result of student.
- Create a structure Date with data member's dd, mm, yy (to store date). Create another structure Employee with data members to hold name of employee, employee id and date of joining (date of joining will be hold by variable of structure Date which appears as data member in Employee Structure). Store data of an employee and print the same.
- Create a structure Student having data members to store roll number, name of student, name of three subjects, max marks, min marks, obtained marks. Declare array of structure to hold data of 5 students. Provide facilities to display result of all students. Provide facility to display result of specific student whose roll number is given.
- Write program to create structure complex having data members to store real and imaginary part. Provide following facilities:
 - Add two complex nos. using structure variables.
 - Subtract two complex nos. using structure variables.
 Use structure as argument to function and function returning structure.

POINTER

- Define union Emp having data members: one integer, one float and one single dimension character array. Declare a union variable in main and test the union variable.
- Define an enum Days_of_Week members of which will be days of week. Declare an enum variable in main and test it.
- Write a program of swapping two numbers and demonstrates call by value and call by reference.
- Write program to sort strings using pointer exchange.
- Write a program in c using pointer and function to receive a string and a character as argument and return the no. of occurrences of this character in the string.
- Create a program having pointer to void to store address of integer variable then print value of integer variable using pointer to void. Perform the same operation for float variable.
- Write program to find biggest number among three numbers using pointer and function.
- Write program to Create a structure Employee having data members to store name of employee, employee id, salary. Use Pointer to structure to store data of employee and print the stored data using pointer to structure.
- Write program to Create a structure Employee having data members to store name of employee, employee id, salary. Use Pointer to structure to simulate dynamic array of structure store data of n employees and print the stored data of n employees using pointer to structure.
- Write a program to sort a single dimension array of integers of n elements simulated by pointer to integer. Use function for sorting the dynamic array.
- Write a program to sum elements of a double dimension array of integers of m rows and n columns simulated by pointer to pointer to integer. Use function for sum the elements of the dynamic array.
- Write program to demonstrate difference between character array and pointer to character.
- Write program to demonstrate difference between constant pointer and pointer to constant.
- Write program to demonstrate pointer arithmetic.
- Write program to demonstrate function-returning pointer.

Sumit
03-08-193

PGDCA-104: Practical based on PGDCA-102

1. Scheme of Examination:-

Practical examination will be of 3 hours duration. The distribution of practical marks is as follows:

Program 1 (MS-Office)	-	15
Program 2 (MS-Office)	-	15
Program 3 (MS-Office)	-	15
Program 4 (Tally)	-	15
Viva-Voice	-	20
[Practical Copy + Internal Record]	-	20
Total	-	100

- In every program there should be comment for each coded line or block of code.
- Practical file should contain printed programs with name of author, date, path of program, unit no. and printed output.
- All the following programs or a similar type of programs should be prepared:

List of Practical

MS-WORD

File New, Open, Save, Cut, Copy, Paste, Drag Drop, Bullets and Numbering, Undo, Redo, Find, Replace, Paragraph Formatting, Character Formatting and Page Formatting.

- Open a document. Type the following text and perform the tasks as instructed below:-

Working with Word Processor:

As already mentioned, a word processor is a package that processes textual matter and creates organized and flawless documents. In addition to it a word processor not only remove all the limitations of typewriter but also offers various useful features that cannot be even dreamt of with typewriter. Also frame social matter is to be reproduced with minor changes, copying the only option in typewriter. The word processing (and word processor) originated way back in 1964 when special typewriters, Magnetic Tape Selectric typewriters (MST) were launched by IBM (International Business Machines).

- Insert the following text after the first paragraph.
 - The main components of a word processing system are listed below:
 - Computer
 - Printer
 - A word processing software
- Save the document as Word1.doc
- Move the second paragraph to the end of the document. Using drag & drop.
- Move the second paragraph to the end of the document using cut, paste operations.
- Undo the above action.
- Now use Redo operation.
- Go to the End of the document (in one copy)
- Go to the Beginning of document (in one copy)
- Insert page break before the third paragraph.
- Search the word "computer" in your document with options Match case, find whole words only.
- Replace the word "typewriters" with "word processor"
- Undo the above action.
- Remove All page breaks from your document
- Change the magnification of your document in different percentages using zoom features.

[Handwritten signatures and marks are present at the bottom of this section.]

4. Write the following equations in MS-Word:
 $C_2H_5OH + PCl_5 \rightarrow C_2H_5Cl + POCl_3 + HCl$, $A = \pi r^2$, $a + b \neq 0$

5. Write the following in MS-Word:
- Preheat the oven to 220°C.
 - Copyright ©
 - Registered ®
 - Trademark ™

6. Create the following table in MS-Word:

Name	Rahul		
Roll No.	101		
Subject	Max	Min	Obtain
Java	100	33	75
Multimedia	100	33	70

7. Create a document in MS-Word. Set the watermark as Microsoft. Also write the following text as formatted below:

measuring programming progress by lines of code is like measuring aircraft building progress by weight.
 --Bill Gates

8. Create the following:



9. Create the following:



10. Create the following table in MS-Word:

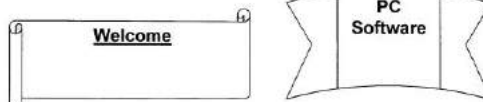
Course	Admission 2011-2012				Total
	OC	OB	MBC	SCSY	
Computer Science	9	18	5	5	37
Commerce	14	25	6	5	50
Mathematics	12	20	4	4	40

11. Create Table as shown

Car	Price	
Maruti	Omni Van	200000
	Maruti 800	242000
Tata	Sumo	350000
	Sierra	447000

[Handwritten signatures and marks are present at the bottom of this section.]

12. Insert the following in MS-Word.



13. Insert the following in MS-Word.



14. Write the following in MS-Word.

- > This is sentence case.
- > this is lowercase.
- > THIS IS UPPERCASE.
- > This Is Capitalise Each Word.
- > tHIS IS tOGGLE cASE.

15. Create the following list in MS-Word:

1. Actors
 1. Bruce Willis
 2. Gerard Butler
 3. Vin Diesel
2. Actress
 1. Julia Roberts
 2. Angelina Jolie
 3. Kate Winslet
 4. Cameron Diaz



16. Write the following in MS-Word:

1. Cricket Players
 3. Batsman
 1. Sachin Tendulkar
 2. Rahul Dravid
 3. Virendra Schwag
 4. Bowler
 - a. Kumble
 - b. Zaheer Khan
 - c. Balaji
 5. Spinner
 - a) Harbhajan
 - b) Kumble
 - e) Kartik

17. Write a letter to send invitation to your friend inviting on your birthday.

18. Create labels for your friends' address.

MS - EXCEL

1. Create the following worksheet and save the worksheet as wages.xls
 PACE COMPUTERS (ATC CEDT), Govt. of India
 Payroll for Employee (Temporary)

Today's date :	Pay Rate :		
Worker's Name	Hired On	days Worked	Gross Wages
Kushagra	3-Mar-07		
Pradeep	4-Mar-07		
Puneet	5-Mar-07		
Rajeev	6-Mar-07		

(i) Calculate days work and gross wages

2. Create the following worksheet and save the worksheet as wages.xls

Name	Basic (monthly) (Rs.)	HRA(% of basic)	DA (Rs.)	Total Salary (1997)	Bonus (Rs)	Total Salary (1998)	% (Increase)
Shirome	5000	10	450		1200		
Somya	9000	15	800		200		
Tanya	7000	12	900		1800		

- Calculate the total salary as sum of Basic salary, HRA ,DA, for each employee for 1997



- Calculate total salary for year 1998 as sum of salary of 1997 and bonus
- Calculate % increase in salary from 1997 to 1998

3. Create a worksheet as follows

Face computer (ATC CEDT) Govt. Of India
Payroll for employee (Permanent)

Empcode	name	Doj	salary	bonus	net salary
E001	Meenu	3-Mar-95	5000		
E002	Manoj	4-Mar-06	4000		
E003	Preeti	3-Mar-95	4800		
E004	Sumita	6-Mar-07	7500		

- allow bonus \$000 to employee having service >2 year other wise allow bonus 3000
- find net salary as sum of bonus and salary

4. create the worksheet as follows

Roll No	Name	English	Maths	Total	Average	Division
101	Kushagra	95	99			
102	Ajay	92	95			
103	Vijay	70	69			
Class Average						

- find Total of two subject for each student
- find average of two subject for each student
- find class as average of average column
- find division of student as first, second, third, assume percentage of division of your own and maximum marks in each student as 100
- Apply conditional formatting for division column, first division should be in bold, second division should be in italic and third division should be underline

1. Create macro in excel to make selected cell, bold, italic outside bordered and center across select

2. create bar chart with given data

	2001	2002	2003
Tea	19	23	25
Coffee	22	24	22
Sugar	45	40	45

- Provide heading production detail
- Provide z axis title; lacks metric tone
- Provide x axis title year

3. Create a table with column heading as shown below and using form perform data entry of records.

Zone	Department	Employee	Salary
West	Marketing	Mukesh	10500
East	Sales	Rahul	20000
South	Marketing	Suresh	5500
North	Marketing	Anju	25000
South	Sales	Neeraj	8000

[Handwritten signatures and marks]

North	Sales	Ajay	8000
South	Marketing	Mahesh	7500
West	Sales	Rajesh	4500

- Sort the data according to Zone then by Department
- Use group and outline feature to show & hide details

8. Create a table with column heading as shown below and using form perform data entry of records.

Zone	Department	Employee	Salary
West	Marketing	Mukesh	10500
East	Sales	Rahul	20000
South	Marketing	Suresh	5500
North	Marketing	Anju	25000
South	Sales	Neeraj	8000
North	Sales	Ajay	8000
South	Marketing	Mahesh	7500
West	Sales	Rajesh	4500

- Use filter command to show records having zone: West
- Use filter command to show records having zone: West and salary less than 5000
- Use filter command to show records having salary greater than 10000

9. Create pivot table using Data of exercise 8

- Suppose a database exists in ms-access you are required to import the data. How will you?

11. Create a table using feature

Principle	1500		
Rate	4%		
Time	5		
	3	4	5
1%	45	60	75
2%	90	120	150
3%	135	180	225

12. Using goal seek feature find out the interest rate it must be to earn interest 500

Principle	1500
Rate	4%
Time	5
Interest	300

MS-Access

Q.1. Create the following table in MS-Access:

Field Name	Data Type	Description
ContactID	AutoNumber	Primary Key
ContactType	Text 50	Type of contact (Wholesale, dealer, other)
Name	Text 50	Contact's first name
Company	Text 50	The Contact's employer
Address	Text 50	Contact's address
City	Text 50	Contact's city

[Handwritten signatures and marks]

State	Text 50	Contact's state
ZipCode	Text 50	Contact's zip code
Phone	Text 50	Contact's phone
Fax	Text 50	Contact's fax
E-Mail	Text 100	Contact's e-mail address
WebSite	Text 100	Contact's Web address
LastSalesDate	Date/Time	The most recent date the contact purchased something
DiscountPercent	Number	The customary discount provided to the customer
Notes	Memo	Notes and observations regarding this customer
Active	Yes/No	Whether the customer is still buying or selling products

Q.2. Create the following tables in MS-Access with the referential integrity-foreign key:

1. tblProducts

Primary Key - ProductID

ProductID	Description	Category	Quantity	Cost	RetailPrice	Product Number	SalePrice	Taxable
-----------	-------------	----------	----------	------	-------------	----------------	-----------	---------

2. tblSalesLineItems

Primary Key - SalesLineItemID

SalesLineItemID	InvoiceNumber	ProductID	ProductNumber	Quantity	Description	Price	Discount
-----------------	---------------	-----------	---------------	----------	-------------	-------	----------

3. tblSales

Primary Key - InvoiceNumber

InvoiceNumber	SaleDate	InvoiceDate	Buyer	PaymentMethod	TaxLocation	TaxRate
---------------	----------	-------------	-------	---------------	-------------	---------

MS PowerPoint

Q.1 Create a PPT of Atleast 10 Slides with one slide for comparison, one slide displaying a chart with the table.

Q.2 Create a PPT presentation use rehearsal timing for the slide show

Q.3 Create PPT presentation slide import sound and video clips.

Q.4 Create PPT presentation with hyperlinking.

Q.5 Create PPT presentation and apply themes and transitions.

Handwritten signatures: Peter, Jim, Bob, John, Pragnan

PGDCA (Semester-II)

SCHEME OF TEACHING AND EXAMINATION P.G.D.C.A. (Post Graduate Diploma in Computer Applications)

SECOND SEMESTER

Subject Code	SUBJECTS	Teaching Load Per Week			Examination Marks							
		L	T	P	Max. Marks				Min. Marks			
					Th	Ses	Pr	Total	Th	Ses	Pr	Total
PGDCA106	Programming in VB .Net	3	2	—	80	20	—	100	20	13	—	33
PGDCA107	Database Management Systems	3	2	—	80	20	—	100	20	13	—	33
PGDCA108	Internet and Web Technology	3	2	—	80	20	—	100	20	13	—	33
PGDCA109	Practical based on PGDCA106	—	—	3x2	—	—	100	100	—	—	40	40
PGDCA110	Practical based on PGDCA107 and PGDCA-108	—	—	3x2	—	—	100	100	—	—	40	40
	TOTAL	9	6	12	240	60	200	500	60	39	80	179

PGDCA-109: Practical based on PGDCA106

1. Scheme of Examination: -

Practical examination will be of 3 hours duration. The distribution of practical marks is as follows :

Program 1	-	20
Program 2	-	20
Program 3	-	20
Viva-Voice	-	20
[Practical Copy + Internal Record]	-	20
Total	-	100

2 In every program there should be comment for each coded line or block of code.

3 Practical file should contain printed programs with name of author, date, path of program, unit no. and printed output.

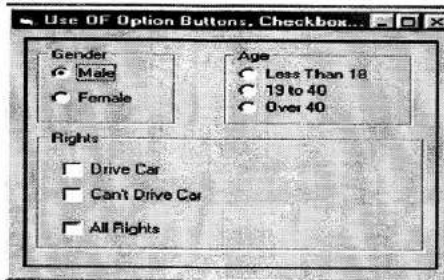
4 All the following programs or a similar type of programs should be prepared.

Practical List


1. Design the form that calculates Sum, Multiplication, Division and Subtraction of two numbers.
2. Design Simple calculator.
3. Design the form to input radius of a circle and find its circumference and area.
4. Design the form to input length in centimeter and convert it into meter.
5. Design the form to input temperature in Celsius and convert it into Fahrenheit.
6. Design the form to input Principal amount, Time, Rate and calculate Simple Interest and Compound Interest show result information in msgbox.
7. Design a form that shows following operation related to array.
 - a) Sort array elements in ascending or descending order.
 - b) To insert an element in an array
 - c) To delete an element from an array at specified position.
 - e) Print all unique elements in the array.
8. Design a form to check whether a number is PRIME or NOT, using input box and msgbox.
9. Design the form to show the result and percent of PGDCA.

[Handwritten signatures: Date, Kim, Brah, Isa, Bangsan]

10. Design the following form. So when user clicks on Radio Button then select appropriate checkbox.

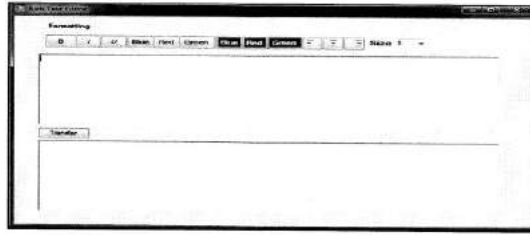


11. Design form that shows the functionality of listbox:

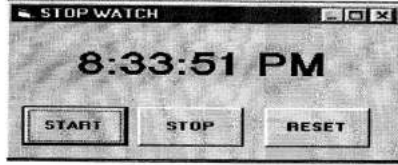


12. Design one form to create application like Rich text document using 1 Rich Textbox and different buttons. When user presses any of this command buttons then the selected content of Rich textbox Will be changed accordingly.

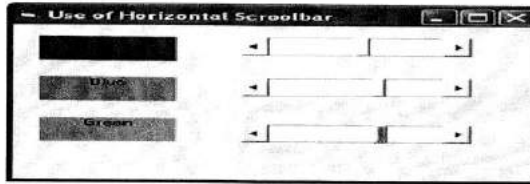
[Handwritten signatures: Date, Kim, Brah, Isa, Bangsan]



13. Design the digital watch using Timer Control.




14. Design the following form using horizontal scrollbar. In this, when user click on particular scroll bar then back color of shape will be changed to Red, Green & Blue color




Prateek *Amit* *Arun*
Balakrishnan *Srinivasan*

15. Design the following form using vertical scrollbar. In this, when user click on particular scroll bar then back color of shape will be changed to Red, Green & Blue color



16. Design the form with different controls.



17. WAP for Exception handling of throwing an exception when dividing by zero condition occurs during arithmetic operation.

18. WAP in vb.net such that throw a user define exception when Temperature is zero.

19. WAP to demonstrate handling of multiple exceptions generated in program.

20. Create following table

Student(id, name, course, DOB, address)

Write vb.net application to

Add records

Prateek *Amit* *Arun*
Balakrishnan *Srinivasan*

view all the records

Delete the particular record

View all the student who are studying in course PGDCA using DataSet.

21. Write vb.net application to maintain loan database using connected scenario

Loan(id, cust_num, name, amount, no_of_inst, amt_inst, no_of_inst_over)

Print all the customer who has to pay only one installment.

Print the total amount to be repaid by all the customer

22. Write vb.net application which accesses the following table.

Product_master (pdt_no, description, profit_percent, uni_measure, qty_on_hand, recorder_level, cost_price, sell_price)

Perform insert, delete, view and search for items whose cost price is less than sell price.

23. Write a vb.net application that perform insert, update and delete operations on Employee table & perform a navigation operation on employee records using disconnected scenario.

24. Create table STUDENT with the following columns and datatypes.

Sid Alphanumeric
Name Varchar(20)
DOB DateTime
Addr Varchar(20)
Contact Varchar(10)

1. Insert following records into the table:

Sid	S1	S2	S3
Name	OshoJuneja	NishantSahni	SanyaDua
DOB	28-jan-93	1-oct-92	30-jul-94
Addr	ABC	XYZ	PQR
Contact	9000000000	8000000000	7800000000

ii) Select records from table where age>22.[Use DOB for age calculation].

iii) Count the record in the table.

iv) Display records of the table order by DOB.

Perform using ADO.net in vb.net

25. Write a vb.net program to show data in data grid view.

Practical based on PGDCA107 and PGDCA-108

1. Scheme of Examination :-

Practical examination will be of 3 hours duration. The distribution of practical marks is as follows :

Program 1 (SQL)	-	15
Program 2 (SQL)	-	15
Program 3 (HTML)	-	15
Program 4 (HTML)	-	15
Viva-Voice	-	20
[Practical Copy + Internal Record]	-	20

Total - 100

2 In every program there should be comment for each coded line or block of code.

3 Practical file should contain printed programs with name of author, date, path of program, unit no. and printed output.

4 All the following programs or a similar type of programs should be prepared.

HTML

Q.1. Write an HTML program to create the following table:

Class	Subject1	Subject2	Subject3
BCA I	Visual Basic	PC Software	Electronics
BCA II	C++	DBMS	English
BCA III	Java	Multimedia	CSA

Q.2. Write an HTML program to create the following lists:

(I) C

(II) C++

(III) Fortran

(IV) COBOL

Q.3. Write an HTML program to create the following lists:

1. Java

2. Visual Basic

3. BASIC

4. COBOL

Q.4. Write an HTML program to demonstrate hyperlinking between two web pages. Create a marquee and also insert an image in the page.

Q.5. Write an HTML program to create frames in HTML with 3 columns (Width = 30%, 30%, 40%).

Q.6. Write an HTML program to create a web page with a blue background and the following text:

New Delhi

New Delhi, the capital and the third largest city of India is a fusion of the ancient and the modern. The remains of the Muslim dynasties with its architectural delights, give the majestic ambience of the bygone era.

Q.7. Write an HTML program to create the following table:

Admission

Course	OC	BC	MBC	SC/ST	TOTAL
Computer science	9	18	5	5	37
Commerce	14	25	6	5	50
Grand total					87

Q.8. Write an HTML program to create the following table:

Car Price List

Maruti		Tata		Ford	
Model	Price	Model	Price	Model	Price
Maruti 800	2 Lac	Sumo	2 Lac	Ikon	5 Lac
Omni	3 Lac	Scorpio	3 Lac	Gen	2 Lac

Q.9. Write an HTML program to create the following table:

Students Records

Name	Subject	Marks
Arun	Java	70
	C	80
Ashish	Java	75
	C	69

Q.10. Create an HTML document and embed a flash movie in it.

Q.11. Write the HTML coding to display the following table. Also insert an image in the web page.

Subject	Max	Min	Obtain
Java	100	33	75
Multimedia	100	33	70
Operating System	100	33	68
C++	100	33	73

Q.12. Write the HTML coding to display the following table:

Name	Rahul		
Roll No.	101		
Subject	Max	Min	Obtain
Java	100	33	75
Multimedia	100	33	70

Q.13. Write an HTML program to create a form as the following:

Enter Name:

Enter Roll No.:

Enter Age:

Enter DOB:

Q.14. Write an HTML program to create a web page with an image as background and the following text:

New Delhi

New Delhi, the capital and the third largest city of India is a fusion of the ancient and the modern. The remains of the Muslim dynasties with its architectural delights, give the majestic ambience of the bygone era. On the other side New Delhi, the imperial city built by British, reflect the fast paced present. The most fascinating of all is the character of Delhi which varies from the 13th present century mausoleum of the Lodi kings to ultra modern glass skyscrapers.

Decorative signatures and scribbles at the bottom of the page.

Q.15. Create the following HTML form.

USERNAME:

PASSWORD:

When user types characters in a password field, the browser displays asterisks or bullets instead of characters.

Done My Computer 100%

Q.16. Create the following HTML form.

FIRSTNAME:

LASTNAME:

GENDER: Male Female

SUBJECTS:

Q.17. Create the following HTML form.

Enter your name:

Enter your rollno:

Subjects:

Java

C

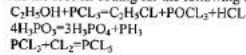
Visual Basic

C++

Class:

Decorative signatures and scribbles at the bottom of the page.

Q.18. Write the HTML coding for the following equations:



Q.19. Write the HTML code to display the following:

1. Actors

1. Bruce Willis
2. Gerard Butler
3. Vin Diesel
4. Bradd Pitt

2. Actress

1. Julia Roberts
2. Angelina Jolie
3. Kate Winslet
4. Cameron Diaz

Q.20. Write the HTML code to display the following:

1. Cricket Players

1. Batsman

1. Sachin Tendulkar
2. Rahul Dravid
3. Virendra Sehwag

2. Bowler

- d. Kumble
- e. Zaheer Khan
- f. Balaji

3. Spinner

- d) Harbhajan
- e) Kumble
- f) Kartik



22 - WAP

List of Practical of SQL

1. Using the following database,
Colleges (cname, city, address, phone, afdate)
Staffs (sid, sname, saddress, contact)
StaffJoins (sid, cname, dept, DOJ, post, salary)
Teachings (sid, class, paperid, fsession, tsession)
Subjects (paperid, subject, paperno, papername)

Write SQL statements for the following -

- a. Create the above tables with the given specifications and constraints.
- b. Insert about 10 rows as are appropriate to solve the following queries.
- c. List the names of the teachers teaching computer subjects.
- d. List the names and cities of all staff working in your college.
- e. List the names and cities of all staff working in your college who earn more than 15,000
- f. Find the staffs whose names start with 'M' or 'R' and ends with 'A' and/or 7 characters long.
- g. Find the staffs whose date of joining is 2005.
- h. Modify the database so that staff N1 now works in C2 College.
- i. List the names of subjects, which T1 teaches in this session or all sessions.
- j. Find the classes that T1 do not teach at present session.
 - a. Find the colleges who have most number of staffs.
 - b. Find the staffs that earn a higher salary who earn greater than average salary of their college.
 - c. Find the colleges whose average salary is more than average salary of C2
 - d. Find the college that has the smallest payroll.
 - e. Find the colleges where the total salary is greater than the average salary of all colleges.
 - f. List maximum, average, minimum salary of each college.

Write SQL -

- a. List the names of the teachers, departments teaching in more than one department.
- b. Acquire details of staffs by name in a college or each college.
- c. Find the names of staff that earn more than each staff of C2 College.
- d. Give all principals a 10% rise in salary unless their salary becomes greater than 20,000 in such case give 5% rise.
- e. Find all staff that do not work in same cities as the colleges they work.
- f. List names of employees in ascending order according to salary who are working in your college or all colleges.
 - a. Create a view having fields sname, cname, dept, DOJ, and post
 - b. Create a view consisting of cname, average salary and total salary of all staff in that college.
 - c. Select the colleges having highest and lowest average salary using above views.
 - d. List the staff names of a department using above views.

2. Create the following database,
Enrollment (enrollno, name, gender, DOB, address, phone)

23/08/15

Admission (admidno, enrollno, course, yearsem, date, cname)
 Colleges (cname, city, address, phone, afdiate)
 FeeStructure (course, yearsem, fee)
 Payment (billno, admno, amount, pdtate, purpose)

- Create the above tables with the given specifications and constraints.
- Insert about 10 rows as are appropriate to solve the following queries.
- Get full detail of all students who took admission this year class wise
- Get detail of students who took admission in Bhitai colleges.
- Calculate the total amount of fees collected in this session
 - By year college ii) by each college iii) by all colleges
 - List the students who have not payed full fee
 - in your college ii) in all colleges
 - List the number of admissions in your class in every year.
 - List the students in the session who are not in the colleges in the same city as they live in.
 - List the students in colleges in your city and also live in your city.

3. Create the following database.
 Subjects (paperid, subject, paper, papername)
 Test (paperid, date, time, max, min)
 Score (rollno, paperid, marks, attendance)
 Students (admidno, rollno, class, yearsem)

- Create the above tables with the given specifications and constraints.
- Insert about 10 rows as are appropriate to solve the following queries.
- List the students who were present in a paper of a subject.
- List all roll numbers who have passed in first division.
- List all students in BCA-II who have scored higher than average
 - in your college ii) in every college
- List the highest score, average and minimum score in BCA-II
 - in your college ii) in every college

4. Using the following database
 Colleges (cname, city, address, phone, afdiate)
 Staffs (sid, sname, saddress, contacts)
 StaffJoins (sid, cname, dept, DOJ, post, salary)
 Teachings (sid, class, paperid, fession, tsession)
 Subjects (paperid, subject, paperno, papername)

Write SQL statements for the following –

- Create the above tables with the given specifications and constraints.
- Insert about 10 rows as are appropriate to solve the following queries.
- List the names of the teachers teaching computer subjects.
- List the names and cities of all staff working in your college.
- List the names and cities of all staff working in your college who earn more than 15,000

5. Using the following database
 Colleges (cname, city, address, phone, afdiate)
 Staffs (sid, sname, saddress, contacts)
 StaffJoins (sid, cname, dept, DOJ, post, salary)
 Teachings (sid, class, paperid, fession, tsession)
 Subjects (paperid, subject, paperno, papername)

- Find the staffs whose names start with 'M' or 'R' and ends with 'A' and/or 7 characters long.
- Find the staffs whose date of joining is 2005.
- Modify the database so that staff N1 now works in C2 college.
- List the names of subjects which T1 teaches in this session or all sessions.

6. Using the following database
 Colleges (cname, city, address, phone, afdiate)
 Staffs (sid, sname, saddress, contacts)
 StaffJoins (sid, cname, dept, DOJ, post, salary)
 Teachings (sid, class, paperid, fession, tsession)
 Subjects (paperid, subject, paperno, papername)

Answer
 03/08/2020

- Find the classes that T1 do not teach at present session.
- Find the colleges who have most number of staffs.
- Find the staffs who earn a higher salary who earn greater than average salary of their college.
- Find the colleges whose average salary is more than average salary of C2
- Find the colleges that has the smallest payroll.
- Find the colleges where the total salary is greater than the average salary of all colleges.
- List maximum, average, minimum salary of each college.

7. Using the following database
 Colleges (cname, city, address, phone, afdiate)
 Staffs (sid, sname, saddress, contacts)
 StaffJoins (sid, cname, dept, DOJ, post, salary)
 Teachings (sid, class, paperid, fession, tsession)
 Subjects (paperid, subject, paperno, papername)

- Find the classes that T1 do not teach at present session.
- List the names of the teachers, departments teaching in more than one departments.
- Acquire details of staffs by name in a college of each college.
- Find the names of staff who earn more than each staff of C2 college.
- Give all privileges a 10% rise in salary unless their salary becomes greater than 20,000. In such case give 5% rise.
- Find all staff who do not work in same cities as the colleges they work.
- List names of employees in ascending order according to salary who are working in your college or all colleges.

8. Using the following database
 Colleges (cname, city, address, phone, afdiate)
 Staffs (sid, sname, saddress, contacts)
 StaffJoins (sid, cname, dept, DOJ, post, salary)
 Teachings (sid, class, paperid, fession, tsession)
 Subjects (paperid, subject, paperno, papername)

- Find the classes that T1 do not teach at present session.
- Create a view having fields sname, cname, dept, DOJ and post
- Create a view consisting of cname, average salary and total salary of all staff in that college.
- Select the colleges having highest and lowest average salary using above views.
- List the staff names of a department using above views.

9. Enrollment (enrollno, name, gender, DOJ, address, phone)
 Admission (admidno, enrollno, course, yearsem, date, cname)
 Colleges (cname, city, address, phone, afdiate)
 FeeStructure (course, yearsem, fee)
 Payment (billno, admno, amount, pdtate, purpose)

- Create the above tables with the given specifications and constraints.
- Insert about 10 rows as are appropriate to solve the following queries.
- Get full detail of all students who took admission this year classwise
- Get detail of students who took admission in Bhitai colleges.
- Calculate the total amount of fees collected in this session
 - By year college ii) by each college iii) by all colleges

10. Enrollment (enrollno, name, gender, DOJ, address, phone)
 Admission (admidno, enrollno, course, yearsem, date, cname)
 Colleges (cname, city, address, phone, afdiate)
 FeeStructure (course, yearsem, fee)
 Payment (billno, admno, amount, pdtate, purpose)

- List the students who have not payed full fee
 - in your college ii) in all colleges
- List the number of admissions in your class in every year.
- List the students in the session who are not in the colleges in the same city as they live in.
- List the students in colleges in your city and also live in your city.

Answer
 03/08/2020

11. Subjects (paperid, subject, paper, papername)
 Test (paperid, date, time, max, min)
 Score (rollno, paperid, marks, attendance)
 Students (admidno, rollno, class, yearsem)

- Create the above tables with the given specifications and constraints.
- Insert about 10 rows as are appropriate to solve the following queries.
- List the students who were present in a paper of a subject.
- List all roll numbers who have passed in first division.
- List all students in MCA-II who have scored higher than average
 - in your college ii) in every college
- List the highest score, average and minimum score in MCA-II
 - in your college ii) in every college

List of Practical of HTMI

P.G. Diploma in Yoga Education and Philosophy

(Semester System)

P.G. Diploma in Yoga Education and Philosophy

Syllabus. (Effective from 2016-17 (Exam.2017.)

There shall be two theory papers and one Practical (Three parts) in each semester.

SEMESTER - I

Paper -1 Theoretical Yoga Vijnan		M.M.-50.
Unit-I : Introductio to Yoga : The concept,meaning ,definition and tradition of Yoga, Guru-Shishya (types and meaning)		
Unit-II : Basic texts of Yoga --Yoga Sutra(Samadhi and Sadhana Padas), Hathyoga Pradipika.		
Unit-III : Kinds of yoga : Bhakti yoga ,Karma yoga, Mantra yoga and Raj yoga.		
Unit-IV : Study of Ida,Pingala, Sushumna,Seven Chakras ,Five Koshas, and Five Pranas.		
Unit-V : Contemporary Yogis --Shri Aurobindo,Satyananda and Shivananda.		
Paper -2. Applied Yoga Vijnan.		M.M. 50.
Unit-I : Meaning ,definition and importance of Yoga and Health in life. Theories of Health,Various exercises benefits of Yoga- asanas and their values vis-a-vis other systems.		
Unit -2 : Practice of Yoga - Preparation . Food , Dress, Sequence , Climatic Changes daily routine Vratas for health,positive and negative factors.		
Unit -3 : Life pattern and Yoga --Effects of yoga upon bodily functions,Role of yoga asanas in modern living.		
Unit -4 : Physiology- Constitution Nervous system , Respiratory system, Circulatory system and ESndocrine glands		
Unit- 5 : Aspects of Mind (Topograficals and Dynamic) Id,Ego and Super Ego, Conciou , Sub-conciou and Un-conciou . Yogic concept of mind and mental process.		
Practicals		
Practice Teaching (indoor)		M.M. 50.
Asanas Kriyas PranayamasClass arrangement. Meditation		
Practical(1-6)		M.M. 50.
1. Pawanmuktasana Part-1,2 &3		
2. Asanas : Relaxation,Pre-meditative,backward and forward bending, Spinal Cord Twisting and balancing, Asanas of Vajrasana group & Standing pose		
3. Nadishodhan and Pranayamas : Sheetal Pranayama, Sheetakari Pranayama, Ujjayi Pranayama & Bhramari Pranayama.		
4. Mudra : Hastmudra, Manmudra and Kayamudra.		
5. Bandha : Moolbandha & Jalandhar Bandha.		
6. Shawaasana.		
Practical record	:	M.M. 25
Viva-Voce	:	MM 25
Total Marks	250.	

SEMESTER-II.

Paper -I Yoga Philosophy.		Max.Marks :50
Unit-I The subject matter of Yoga philosophy- Samkhya: Prakriti,Purusha and Cosmology. Vedanta :Brahman Soul and Maya.		
Unit-II Different systems of philosophy : Pancha Mahavrata -- Jainism. Ashtang Marg -- Buddhism Integral Yoiga -- Shri Aurobindo		
Unit-III Yoga Sutra : Nature of Chitta, Chitta vrittis and Bhoomis		
Unit-IV Kinds of Yoga : Hatha Yoga, Kundalini, Jnana,Laya.		
Unit-V Psychosomatic disorders(meaning and types) their management through Yoga, Aging --its problems and management through Yoga.		
Paper II. Hatha Yoga.		M.M. - 50
Unit-I Introduction to the HathPradipika and Gherand Samhita.		
Unit-II Pranayama--its meaning methods,kinds,Precaution and benefits.		
Unit-III Shuddhi kriya--Shatkarma,its method and utility.		
Unit-IV Bandha and Mudras --methods and benefits.		
Unit-V Samadhi , Different systems of Meditation.		
Practicals		
Practice Teaching (Indoor)		M.M. - 50
Asanas, Kriyas, Pranayamas, Class arrangement & Meditation.		
Practicals (1-8)		M.M.- 50
1. Balancing Asanas.		
2. Asanas of Higher group.		
3. Surya Namaskar.		
4. Pranayama : Suryabheda Pranayama, Bhastrika Pranayama, Kapalabhati Pranayama & Moorchha Pranayama.		
5. Bandha : Uddiyaan Bandha & Mahaabandha.		
6. Mudra : Bandha Mudrayen & Aadhaar Mudrayen.		
7. Shatkarma.		
8. Dhaayana & Yoganidra.		
Practical records		M.M. 25
Viva-voce		M.M. 25
Total Marks Semester -II --	250	
=====		
Grand Total I & II Sem. -----	500	

B.Ed. Syllabus



PT. RAVISHANKAR SHUKLA UNIVERSITY RAIPUR (C.G.)

B.Ed. SYLLABUS 2019-21

Paper No	PAPER NAME	EXTERNAL	INTERNAL
			THEORY/PRACTICAL
SEMESTER I			
THEORY			
Paper 1	Philosophical Perspectives of Education	80	20
Paper 2	Nai Talim: An Experiential Learning	80	20
Paper 3	Pedagogy Part I	80	20
PRACTICUM			
	Preparation of Teaching Aids 01. Minimum 6 charts on school contain 02. Minimum 5 sets of Transparency to Transact school content 03. Minimum 2 Power Point Presentations to transact school content 04. Minimum one static model to aid school teaching content		50
	Community Activities 1. Village Survey 2. Awareness Rally/Program		50
SEMESTER II			
THEORY			
Paper 4	Sociological Perspectives of Education	80	20
Paper 5	Learner and Learning Process	80	20
Paper 6	Elective I	80	20
Paper 7	Curriculum and Knowledge	80	20
PRACTICUM			
	Micro Teaching on Skills of Teaching Internship (Two weeks) School Experience a) Observation of School Documents b) Mentor's Report		50
SEMESTER III			
THEORY			
Paper 8	Pedagogy Part II	80	20
Paper 9	Nai Talim: Skill Based Learning	80	20
PRACTICUM			
	Internship (Eighteen Weeks)		100
	Reflective Diary & Supervisor's Assessment		50
SEMESTER IV			
THEORY			
Paper 10	Gender, School and Society	80	20
Paper 11	Assessment in Learning	80	20
Paper 12	Elective II	80	20
PRACTICUM			
	Training in Yoga and Sports & Games		50
	Psycho-Metric Assessment	50	
	Viva Voce on Teaching Experience	100	
TOTAL		1110	240 + 350 = 590
GRAND TOTAL		1700	

R. Z. W. S.
Camp
Sharma

BCA-I

BCA-107	Practical based on course 107(Programming Lab in 'C')
BCA-108	Practical based on course 108 (PC Software Lab)
BCA-109	Practical based on course 109(Web Technology Lab)

BCA I
BCA-107 LAB I: Programming Lab in 'C'

Max Marks: 100 Min. Marks: 50

Scheme of Examination- Practical examination will be three programs. It will be of 3 hours duration. All programs must carry flow charts & algorithms. The distribution of practical marks will be as follows--

Program 1	20
Program 2	20
Program 3	20
Viva	25
Practical Record	15
Total	100

Note: All these Programs and similar types to these can be made in Practical File. Practical file should contain printed programs with name of author, date, path of program, unit no, output, screenshots etc. There should be comment wherever applicable.

List of Practical

Input and Output, Formatting

1. Write a program in which you declare variable of all data types supported by C language. Get input from user and print the value of each variable with alignment left, right and column width 10. For real numbers print their values with two digit right to the decimal.

Loops, Decisions

2. Write program to generate following pattern

<p>a)</p> <pre> ABCDEF G ABC EF G AB FG A G </pre>	<p>c)</p> <pre> * * * * * * * * * * </pre>
<p>b)</p> <pre> 1 1 2 1 2 3 1 2 3 4 </pre>	<p>d)</p> <pre> 1 1 2 1 1 3 1 1 1 4 6 4 1 </pre>

3. Write program to display number 1 to 10 in octal, decimal and hexadecimal system.

4. Print sin series up to n terms and its sum.

5. Write a program to perform following tasks using switch...case, loops, and conditional operator (as and when necessary).

- Find factorial of a number
- Print Fibonacci series up to n terms and its sum.
- Print prime numbers up to n terms.
- Print whether a given year is leap or not.

Handwritten signatures and dates:
 12/11/18, 12/11/18, 12/11/18, 12/11/18

Array

6. Create a single program to perform following tasks using switch, if...else, loop and single dimension character array without using library function:

- To reverse the string.
- To count the number of characters in string.
- To copy the one string to other string.
- To find whether a given string is palindrome or not.
- To count no. of vowels, consonants in each word of a sentence and no. of punctuation in sentence.

7. Write a program that read the afternoon day temperature for each day of the month and then report the month average temperature as well as the days on which hottest and coolest days occurred.

8. Create a single program to perform following tasks using switch, if...else, loop and double dimension integer array of size 3x3:

- Addition of two matrix.
- Multiplication of two matrix.
- Sum of diagonal elements

9. Create a single program to perform following tasks using switch, if...else, loop and double dimension character array of size 5x40:

- Sorting of string.
- Finding the smallest string.
- Searching for presence of a string in array

Functions

- Write program using the function power (a, b) to calculate the value of a raised to b.
- Write program to demonstrate difference between static and auto variable.
- Write program to demonstrate difference between local and global variable.
- Write a program to perform following tasks using switch...case, loops and function.
 - Find factorial of a number
 - Print Fibonacci series up to n terms and its sum.
- Write a program to perform following tasks using switch...case, loops and recursive function.
 - Find factorial of a number
 - Print Fibonacci series up to n terms and its sum.
 - Print natural series up to n terms and its sum
- Write a function to accept 10 characters and display whether each input character is digit, uppercase letter or lower case letter.

Array & Function

16. Create a single program to perform following tasks using switch, if...else, loop, function and double dimension integer array of size 3x3:

- Addition of two matrix.
- Multiplication of two matrix.

Handwritten signatures and dates:
 12/11/18, 12/11/18, 12/11/18, 12/11/18

BCA I
BCA-108 LAB II: PC Software Lab

Max Marks: 100

Min Marks: 50

Scheme of Examination:

Practical examination will be of 3 hours duration. The distribution of practical marks will be as follows:

Program 1	-	15
Program 2	-	15
Program 3	-	15
Program 4	-	15
Viva	-	25
Practical Record	-	15
Total	-	100

Note: All these Programs and similar types to these can be made in Practical File. Practical file should contain printed programs with name of author, date, path of program, unit no, output, screenshots etc. There should be comment wherever applicable.

MS-WORD

Q1. Open a document. Type the following text and perform the tasks as instructed below:

Working with Word Processor...

As already mentioned, a word processor is a package that processes textual matter and creates organized and flawless documents. In addition to it a word processor not only remove all the limitation of typewriter but also offers various useful features that cannot be even dreamt of with typewriter.

Also if same textual matter is to be reproduced with minor changes, retyping the only option in typewriters.

The word processing (and word processor) originated way back in 1964 when special typewriters. Magnetic tape Electric typewrites (MIST) were launched by IBM (International Business Machines).

(i). Insert the following text after the first paragraph:

"The main components of a word processing system are listed below":

- Computer
- Printer
- A word processing software

(ii). Save the document as Word.doc?

(iii). Move the second paragraph to the end of the document by using drag and drop?

(iv). Move the second paragraph to the end of the document using cut, paste operation?

(v). Undo the above action?

(vi). Redo the above action?

(vii). Go to end of the document (in one step)?

(viii). Go to beginning of the document (in one step)?

(ix). Insert page break before the paragraph?

Handwritten signatures and dates:
12/7/18, 14/09/18, 12/9/18, 12/7/18, 12-09-2018, 12/7/18

(x). Search the word "Computer" in your document with options 'Match Case', find whole words only?

(xi). Replace the word "Typewriter" with word "Processor" in your document?

(xii). Undo the above action?

(xiii). Remove all page breaks from your document?

(xiv). Change the magnification of your document to different percentage using zoom?

(xv). Write the above written paragraphs and give the options as follows:-

- Assignment Justified
- Indentation: Left 0.2
- Right 0.2
- Spacing: before 6 pt. and after 6 pt.
- Special : First line by 0.4"
- Line spacing 1.5 lines

(xvi). Set the default tab stop to 0.5"?

(xvii). Set the margins to 1.25"?

(xviii). Format the page using?

1. Left margin:0.5, right margin:0.5
2. Top margin:1.5, bottom margin:0.5
3. Gutter margin:-
 - ◇ indentation: left 0.2, right:0.2
4. Header margin: 0.5.

(xix). Format the each occurrence of group of words "Word Processor" as bold, italic, underline and small caps using find and replace with formatting options?

(xx). Align the heading to center and make it bold, underlined and italicized.

Q2: Type the text as shown below and perform the tasks as directed:

Computers

Computer is an electronic device that processes and gives meaningful information.

Computers are being used in almost all the fields today

Expert systems:

Human thinking and artificial intelligence

Can computer think?

AI at work today: Natural Language program and Expert system.

The impact of computers on people:

The positive impact

The potential dangers

The impact of computers on organizations

The information processing industry

The positive impact on using organizations

The potential dangers for using organizations

(i). Search for the word 'computer' in the entire document. All the occurrences of the given word are to be searched irrespective of the case?

(ii). In the above question note that word also searches 'computerization' and 'computerizations'. Now make sure that this time Word searches only for the word 'computer' in the entire document.

Handwritten signatures and dates:
12/7/18, 14/09/18, 12/9/18, 12/7/18, 12-09-2018, 12/7/18

- (iii). Change the entire uppercase letter to lowercase?
- (iv). Give a heading to the above written text 'COMPUTERS IN TODAY'S WORLD'?
- (v). Center aligns the heading text 'computer' that appears in first line.
- (vi). Apply outside border to entire document.
- (vii). Apply outside border to the just heading text.
- (viii). Change page setup according to the following specifications
 - Top margin: 1.5", bottom margin: 1.5"
 - Gutter: 1" left margin: 1.5"
 - Right margin: 1"
 - Page width: 7.5", page height: 6.5"
 - Page width: 7.5", page height: 6.5"
 - Orientation: portrait.
- (ix). Give a header 'Creations' and footer 'The school of computing'. The footer should also consist of page no's?
- (x). Give appropriate commands for giving different header and footers for first page and odd and even pages?
- (xi). Save and close the document.

Q3. Type text and format the text as show below:
 $4H_2PO_2 = 3H_2PO_4 + PH_3$
 $PCL_2 + CL_2 = PCL_4$
 $(x+y)^2 = x^2 + y^2 + 2xy$

Q4. Write the following equation in MS-Word:
 $C_2H_5OH + PCL_2 = C_2H_5CL + POCL_2 + HCL$
 $A = \pi r^2$ $a - b \neq 0$

Q5. Write the following in MS-Word:
 ➤ Preheat the oven to 220°C.
 ➤ Copyright ©
 ➤ Registered ®
 ➤ Trademark ™

Q6. Create the following table in MS-Word:

Name	Rahul		
Roll No.	101		
Subject	Max	Min	Obtain
Java	100	33	75
Multimedia	100	33	70

Q7. Create a document in MS-Word. Set the watermark as Microsoft. Also write the following text as formatted below:

Measuring programming progress by lines of codes is like measuring aircraft building progress by weight.

-----BILL GATES

Handwritten signatures and dates:
 12/11/18, 12/11/18, 12/11/18, 12/11/18, 12/11/18, 12/11/18, 12/11/18, 12/11/18

Q8. Create the following:



Q9. Create the following:



Q10. Create the following table in MS-Word:-
 Admission 2005-06

Course	OC	BC	MBC	SC/ST	TOTAL
Computer science	9	18	5	5	37
Commerce	14	25	6	5	50
Mathematics	12	20	4	4	40

Q11. Create table as shown:-

Car	Price
Maruti Omni Van	200000
Maruti 800	242000
Tata Sumo	390000
Sierra	447000

Q12. Insert the following in MS-Word.



Q13. Insert the following in MS-Word.

Handwritten signatures and dates:
 12/11/18, 12/11/18, 12/11/18, 12/11/18, 12/11/18, 12/11/18, 12/11/18, 12/11/18



Q14. Write the following in MS-Word.

- > This is sentence case.
- > this is lowercase.
- > THIS IS UPERCASE.
- > This is Capitalize Each Word.
- > This IS Toggle cASE.

Q15. Create the following in MS-Word:

- Actors
 - > Bruce Willis
 - > Gerard Butler
 - > Vin Diesel
- Actress
 - > Julia Roberts
 - > Angelina Jolie
 - > Kate Winslet
 - > Cameron Diaz

Q16. Write the following in MS-Word:

Cricket Players

- A. Batsman
- I. Sachin Tendulkar
 - II. Rahul Dravid
 - III. Virendra Sehwag
- B. Bowler
- a. Kumble
 - b. Zabeer Khan
 - b. Balaji
- C. Spinner
- a) Harbhajan
 - b) Kumble
 - c) Karrik

Q17. Write a letter to send invitation to your friend inviting on your birthday.

Q18. Create label for your friends address.

MS-Excel

1. Create the following worksheet and save the worksheet as wages.xls
PAGE COMPUTERS (ATC CEDT), Govt. Of India
 Payroll For Employee (Temporary)

Handwritten signatures and dates: 12/19/18, 11/12/18, 12/17/18, 12/19/18, 12/19/18

Today's date 2-Mar-17
 Pay Rate 900

Worker's Name	Hired On	days Worked	Gross Wages
Mahendra	3-Feb-17		
Amend	4-Feb-17		
Ashish	5-Feb-17		
Santosh	6-Feb-17		

(i) Calculate Days worked and gross wages.

2. Create the following worksheet and save the worksheet as wages.xls

Name	Basic (monthly) (Rs.)	HRA (% of Basic)	DA (Rs.)	Total Salary (2016)	Bonus (Rs.)	Total (Salary) (2017)	% Increase
Jaya	9300	20	1250		2300		
Padma	15600	22	1380		2700		
Jaanvi	18500	19	1436		3000		

- (i) To calculate the total salary as sum of Basic salary, HRA, DA for each employee for year 2017.
- (ii) Calculate total salary for year 2017 as sum of salary of 2016 and bonus.
- (iii) Calculate % increase in salary from 2016 to 2017.

3. Create a worksheet as follows:

PAGE Computer (ATC CEDT) Govt. Of India
 Payroll for Employee (Permanent)

empcode	name	doj	salary	bonus	net salary
E001	Ayushi	3-Feb-16	17000		
E002	Sanjeet	4-Mar-15	19000		
E003	Jayant	3-Jan-17	18000		
E004	Aishwarya	6-Mar-15	17500		

- (i) Allow bonus 12000 to employees having service > 2 years other wise allow bonus 7000.
- (ii) Find net salary as sum of bonus and salary.

4. Create the worksheet as follows:

RollNo	Name	English	Maths	Total	Average	Division
101	Parul	95	99			
102	Prusad	92	95			
103	Neeikanth	70	69			
				Class Average		

- (i) Find total of two subjects for each student.
- (ii) Find average of two subject for each student.
- (iii) Find class average as average of average column
- (iv) Find division of student as first, second, third assume percentage of division of your own and maximum marks in each subject as 100
- (v) Apply Conditional formatting for division column, first division should be in bold, second division should be in italic and third division should be in underline

5. Create macro in excels to make selected cell, bold italic, outside bordered and center across select.

Handwritten signatures and dates: 12/19/18, 12/19/18, 12/17/18, 12/19/18, 12/19/18

6. Create bar chart with given data:

Content	2015	2016	2017
tea	19	23	25
coffee	22	24	22
sugar	45	40	45

- (i) Provide heading production detail.
 (ii) Provide z axis title lacks metric tonne.
 (iii) Provide x axis title year.

7. Create a table with column heading as shown below and using form perform data entry of records.

Zone	Department	Employee	Salary
West	Marketing	Mukesh	10500
East	Sales	Rahul	20000
South	Marketing	Suresh	5500
North	Marketing	Anju	25000
South	Sales	Neeraj	8000
North	Sales	Ajay	8000
South	Marketing	Mahesh	7500
West	Sales	Rajesh	4500

- (i) Sort the data according to Zone then by Department.
 (ii) Use Group and Outline feature to show & hide details.

8. Create a table with column heading as shown below and using form perform data entry of records.

Zone	Department	Employee	Salary
West	Marketing	Mukesh	10500
East	Sales	Rahul	20000
South	Marketing	Suresh	5500
North	Marketing	Anju	25000
South	Sales	Neeraj	8000
North	Sales	Ajay	8000
South	Marketing	Mahesh	7500
West	Sales	Rajesh	4500

- (i) Use filter command to show records having zone: West.
 (ii) Use filter command to show records having zone: West and salary less than 5000.
 (iii) Use filter command to show records having salary greater than 10000.

9. Create Pivot table using Data of exercise 8.

10. Suppose a database exists in ms-access Your are required to import the data . How will You?

11. Create a table using table feature

Principle	Rate	Time	300	1%	2%	3%
1500	4%	5	3	45	90	135
			4	60	120	180
			5	75	150	225

12. Using goal seek feature find out the interest rate it must be to earn interest 500

Principle	Rate	Time
1500	4%	5

Handwritten notes and signatures:
 12/09/18, 12/11/18, 12/11/18, 12/11/18, 12/11/18, 12/11/18, 12/11/18, 12/11/18

Interest 300

Q.13 Look at the following table where angle is given in degrees. Using various trigonometric functions available in excel, write steps to calculate angles in required format.

Angle (Degrees)	Angle (Radians)	Sin	Cos	Tan	Cosec	Sec	Cot
0							
30							
45							
60							
90							

Q.14 Using Floor and Ceiling functions write steps to calculate

- (a) nearest greatest height which is less than or equal to the given height
 (b) nearest least height which is greater than or equal to given height

Height	Nearest Greatest age less than or equal to given height	Nearest least age greater than or equal to given height
15.6		
30.7		
-34.2		

Q.15 if age is given in months, break it in year and month separately (as shown in example below)

AGE (in Months)	Age	
	Year	Month
25	2	1
35		
45		

Q.16 if you have cards of 3 different colors. In how many different ways you can arrange those cards. Which formula will you prefer to do so?

MS-POWERPOINT

- Q1. Create a PPT of At least 10 slides with one slide for comparison, one slide displaying a chart with the table.
 Q2. Create a PPT presentation use rehearsal timing for the slide show.
 Q3. Create a PPT presentation: slide import sound and video clips.
 Q4. Create PPT presentation with hyper linking.
 Q5. Create PPT presentation and apply themes and transitions.

MS-ACCESS

1. Create Following Tables in Access:

a) tblProducts

Field Name	Data Type

Handwritten notes and signatures:
 12/09/18, 12/11/18, 12/11/18, 12/11/18, 12/11/18, 12/11/18, 12/11/18, 12/11/18

BCA-I

BCA I
BCA-109 LAB III: Web Technology Lab

Max Marks: 100 Min. Marks: 50

Practical List

Scheme of Examination- Practical examination will be of three programs. It will be of 3 hours duration. The distribution of practical marks will be as follows –

Program 1 (HTML)	15
Program 2 (DHTML)	15
Program 3 (JavaScript)	15
Program 4 (PHP)	15
Viva	25
Practical Record	15
Total	100

Note: All these Programs and similar types to these can be made in Practical File. Practical file should contain printed programs with name of author, date, path of program, unit no, output, screenshots etc. There should be comment wherever applicable.

Internet

1. Creating Email account.
2. Configuring Web server for Local Computer.
3. Working with various search engines (Google, Yahoo, Bing, etc.)
4. Browsing up various websites (e.g. Railway Reservation, Airline Reservation, Cinema Ticket Booking, Bill payments etc.)
5. Online payment procedure (any one).

HTML

6. Write an HTML program to create the following table:

Class	Subject1	Subject2	Subject3
BCA I	Visual Basic	PC Software	Electronics
BCA II	C++	DBMS	English
BCA III	Java	Multimedia	CSA

7. Write an HTML program to create the following lists:

- C
- C++
- FORTRAN
- COBOL

8. Write an HTML program to create the following lists:

1. Java
2. Visual Basic
3. BASIC

4. COBOL

9. Write an HTML program to demonstrate hyperlinking between two web pages. Create a marquee and also insert an image in the page.

[Handwritten signatures and dates: 12/09/18, 12/11/18, 12/11/18, 12/11/18]

10. Create a Web Page which contains information about your favourite freedom fighters. Design the page with attractive background colour, text colour, image etc.

11. Write an HTML document to print your bio-data in a table format.

12. Write an HTML program to create the following table:

Car Price List

Maruti		Tata		Ford	
Model	Price	Model	Price	Model	Price
Maruti 800	2 Lac	Sumo	2 Lac	Ikon	5 Lac
Omni	3 Lac	Scorpio	3 Lac	Gen	2 Lac

13. Write an HTML program to create the following table:

Students Records

Name	Subject	Marks
Arun	Java	70
	C	80
Ashish	Java	75
	C	69

14. Create an HTML document and embed a flash movie in it.

15. With the Frameset Tag and Frame Tag Create the following Document:

Physics.html	Welcome.html	Maths.html
Chemistry.html	Heading.html	Computer.html
Biology.html		Account.html
Zoology.html		

16. Write an HTML program to create a web page with an image as background and the following text:
New Delhi

New Delhi, the capital and the third largest city of India is a fusion of the ancient and the modern. The remains of the Muslim dynasties with its architectural delights, give the majestic ambience of the bygone era.
On the other side New Delhi, the imperial city built by British, reflect the fast paced present. The most fascinating of all is the character of Delhi which varies from the 13th present century mausoleum of the Lodi kings to ultra modern glass skyscrapers.

17. Create the following HTML form.

18. Create the following HTML form.

[Handwritten signatures and dates: 12/09/18, 12/11/18, 12/11/18, 12/11/18]

19. Design a Web Page, Insert an image on to the web page such that image is of height 300 and width 300 pixels. The image should have an ALT text in it.

20. Design a Html page for the following

1. Set an image as a link
2. Open a link in a new browser window
3. Jump to another part of a document (on the same page)
4. How to link to a mail message with CC, BCC and Subject Entries
5. Redirect a user to another URL after 5 seconds


JAVASCRIPT

21. Create a script using for loop to prime a, between 1 and 50.
22. Write a script to get the largest value in an array.
23. Write a function to calculate the factorial of a number (a non-negative integer).
24. Write a script to demonstrate data validation.
25. Write a program to print date using JavaScript.
26. Write a program to Sum and Multiply two numbers using JavaScript.
27. Write a program to Show use of alert, confirm and prompt box.
28. Write a program to redirect, popup and print function in JavaScript.
29. Create validation Form in JavaScript.
30. Write a JavaScript program to change background color after 5 seconds of page load.

HTML


31. Create a Web Page which shows the changes of header dynamically.
32. Create a Web page which explains the use of relative positioning.

Output:



33. Display an alert box to alert the x and y coordinates of the cursor.

Output:

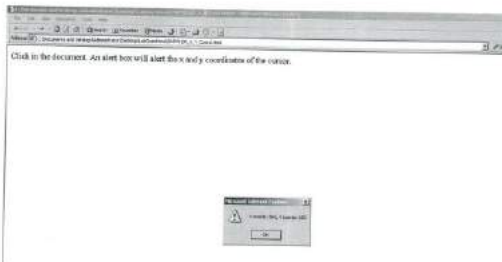


34. Design a Web page to, if the user right clicks on the document area an alert box should appear instead of short-cut menu.

35. Design a Web page to display a Digital Clock.

PHP

36. Create a script using for loop to add all the integers between 0 and 30 and display the total.
37. Create a script to construct the following pattern, using nested for loop exercises.
38. Write a PHP script to get the largest key in an array.
39. Write a function to calculate the factorial of a number (a non-negative integer).
40. Write a PHP script to check string for palindrome.



Handwritten signatures and dates: Anil 12/19/18, Anil 12/19/18, Anil 12/20/18, Anil 12/21/18, Anil 12/22/18, Anil 12/23/18, Anil 12/24/18.

BCA-II

BCA-207	Programming Lab in 'C++'
BCA-208	Database Management System Lab
BCA-209	Operating System Lab

SCHEME OF EXAMINATION 2019-2020

BCA PART-II

Subject Code	Subject Paper	Theory Marks		Internal Marks		Teaching Load per Week		
		Max (A)	Min (B)	Max (C)	Min (D)	L	T	P
BCA201	Calculus and Differential Equations	80	27	20	8	4	2	-
BCA202	Database Management System	80	27	20	8	4	2	-
BCA203	Programming in 'C++'	80	27	20	8	4	2	-
BCA204	Computer Networks	80	27	20	8	4	2	-
BCA205	Operating Systems with Linux	80	27	20	8	4	2	-
BCA206	Foundation Course	80	27	20	8	4	2	-
BCA207	LAB IV: Programming Lab in 'C++'	100	50	40	16	-	-	3x2
BCA208	LAB V: Database Management System Lab	100	50	40	16	-	-	2x2
BCA209	LAB VI: Operating System Lab	100	50	20	8	-	-	1x2
TOTAL		780	312	220	88			
GRAND TOTAL	(PAPER + INTERNAL)	(A+C)	(B+D)					
		1000	400					

* Student will have to pass individually in all theory, practical and sessional.

PRACTICAL WORK

BCA-205(B) Shell Programming in Linux/Unix

Scheme of Examination:-

- Practical examination will be of 3 hours duration. The distribution of practical marks will be as follows

Programme 1	-	10
Programme 2	-	10
Viva	-	15
[Practical Copy + Internal Record]	-	15
Total	-	50
- In every program there should be comment for each coded line or block of code
- Practical file should contain printed programs with name of author, date, path of program, unit no. and printed output.
- All the following programs or a similar type of programs should be prepared

List of Practical

- Change your shell environment – path,

home, ifs, mail, ps1, ps2, term, logname
i) at commandline
ii) at shell level
iii) at login level
- Change the wallpaper, screensaver in GNOME, KDE
- Install Linux with following specifications – username, password, partitions for various directories such as /etc, /home, etc
- Add a user and password, change the password
- Add & remove a group
- Create partitions on your disk
- Install and configure (i) printer (ii)

Using vi editor do the following exercises

1. In a file
 - i) replace the words 'has' with 'has not'.
 - ii) Locate nth character
 - iii) Sort lines 21 to 40
2. In a file copy/cut and paste following text-
 - i) At ith line, n lines to jth line.
 - ii) Yank a few words
 - iii) Cut and paste n words to ith position in jth line
3. Open two files 'staff1' and 'newfile' and copy/cut 5 lines from staff1 and paste them in newfile using vi editor.
4. Open 'textfile' and copy/cut following and paste to the 'newfile'
 - i) ith to the last line in it
5. Create (macro)
 - i) to paste your name at any position in the file.
 - ii) to map the 'f' function key to search for 'loop' and copy into the buffer 'a' all text following it up to but not including the string "end".
 - iii) to remove all leading spaces in a file
 - iv) to save and quit vi editor in input mode

Write commands

- i. List all files that match a class.
- ii. List all files that do not match a class.
- iii. Change the file permissions.
- iv. Configure or set characteristics of your terminal. Use the any 3.
- v. Display the lines in a file that contain a particular word.
- vi. Append the contents of two files in a file IABC.
- vii. Count the number of files in a directory.

Write shell programs

- i. Display all the users currently logged in detail with column headers.
- ii. List all files in current directory and save the list in a file ABC. Also save the contents of the files in ABC and display the contents in ABC in sorted order.
- iii. Sort the contents of a file ABC and save it in OABC.
- iv. Display all the users currently logged in detail with column headers.
- v. To save current date & time, number of files & directories in the current directory and contents of all the files to a single file NPL.
- vi. To input a number and test whether it is +ve, -ve or zero.
- vii. To test whether a filename is a regular file or a directory or of other type.
- viii. To list only the directories in current path.
- ix. To print the greatest of three numbers.
- x. To print 12 terms of Fibonacci series.
- xi. To display all users currently logged in & also check a particular user every 30 seconds until he logs in.
- xii. To save current date & time, number of files in the current directory and contents of all the files matching a pattern to a single file NPFL.
- xiii. To display particular messages depending on the weekday.
- xiv. To display common messages for following groups of days-Monday & Wednesday, Tuesday & Thursday and Friday & Saturday and other day.
- xv. To accept a string from the terminal and echo a suitable message if it doesn't have at least 9 characters.
- xvi. Write a Shell Script to find the factorial of n number.
- xvii. Write a Shell Script to swap two numbers using third variable.
- xviii. Write a Shell Script to print prime numbers between 1 to 20.
- xix. Write a Shell Script to greatest of three numbers.

Handwritten signatures and dates are present at the bottom of this page, including names like 'Ravi' and 'Sudhakar' with dates like '12/11/18'.

- xx. Write a Shell Script to sort the contents of a file XYZ and save it in BCAB
- xxi. Write a Shell Script to display mathematical table of any number in the format: $E x : - 3 * 1 = 3$.

PRACTICAL WORK
BCA-207 DBMS (Oracle, SQL)

1 Scheme of Examination-

Practical examination will be of 3 hours duration. The distribution of practical marks will be as follows

Programme 1 (Oracle)	-	10
Programme 2 (Oracle)	-	10
Viva (Oracle + project)	-	25
[Practical Copy]	-	
Practical Sessions	-	15
Project Completeness	-	15
Project Report	-	15
Project Presentation	-	10
Total	-	100

- 2 In every program there should be comment for each coded line or block of code
- 3 practical files should contain printed programs with name of author, date, path of program, unit no. and practical output.
- 4 All the following programs or a similar type of programs should be prepared

List of Practical

1. Using the following database,
 - Colleges (cname, city, address, phone, address)
 - Staffs (sid, surname, saddress, contacts)
 - Staffloans (sid, cname, dept, DOJ, post, salary)
 - Teachings (tid, class, paperid, session, session)
 - Subjects (paperid, subject, papersno, papersname)
- Write SQL statements for the following -
 - a. Create the above tables with the given specifications and constraints.
 - b. Insert about 10 rows as see appropriate to solve the following queries.
 - c. List the names of the teachers teaching computer subjects.
 - d. List the names and cities of all staff working in your college.
 - e. List the names and cities of all staff working in your college who earn more than 15,000
 - f. Find the staffs whose names start with 'M' or 'K' and ends with 'A' and/or 7 characters long.
2. Find the staffs whose date of joining is 2005.
3. Modify the database so that staff N1 now works in C2 College.
4. List the names of subjects, which T1 teaches in this session or all sessions.
5. Find the classes that T1 do not teach at present session.
 - a. Find the colleges who have most number of staffs.
 - b. Find the staffs that earn a higher salary who earn greater than average salary of their college.
 - c. Find the colleges whose average salary is more than average salary of C2
 - d. Find the college that has the smallest payroll.
 - e. Find the colleges where the total salary is greater than the average salary of all colleges.
 - f. List maximum, average, minimum salary of each college

Handwritten signatures and dates are present at the bottom of this page, including names like 'Ravi' and 'Sudhakar' with dates like '12/11/18'.

- a. List the names of the teachers, departments teaching in more than one department.
- b. Acquire details of staffs by name in a college or each college.
- c. Find the names of staff that earn more than each staff of C2 College.
- d. Give all principals a 10% rise in salary unless their salary becomes greater than 20,000 in such case give 5% rise.
- e. Find all staff that do not work in same cities as the colleges they work.
- f. List names of employees in ascending order according to salary who are working in your college or all colleges.
 - a. Create a view having fields sname, ename, dept, DOJ, and post
 - b. Create a view consisting of ename, average salary and total salary of all staff in that college.
 - c. Select the colleges having highest and lowest average salary using above views.
 - d. List the staff names of a department using above views.

2. Create the following database,
 - Enrollment (enrollno, name, gender, DOB, address, phone)
 - Admission (admisno, enrollno, course, yearsem, date, cname)
 - Colleges (cname, city, address, phone, afdate)
 - FeeStructure (course, yearsem, fee)
 - Payment (billno, admisno, amount, pdate, purpose)
 - a. Create the above tables with the given specifications and constraints.
 - b. Insert about 10 rows as are appropriate to solve the following queries.
 - c. Get full detail of all students who took admission this year class wise.
 - d. Get detail of students who took admission in Btlal colleges.
 - e. Calculate the total amount of fees collected in this session
 - i) By your college ii) by each college iii) by all colleges
 - a. List the students who have not payed full fee
 - i) in your college ii) in all colleges
 - b. List the number of admissions in your class in every year.
 - c. List the students in the session who are not in the colleges in the same city as they live in.
 - d. List the students in colleges in your city and also live in your city.

3. Create the following database,
 - Subjects (paperid, subject, paper, papername)
 - Test (paperid, date, time, max, min)
 - Score (rollno, paperid, marks, attendance)
 - Students (admisno, rollno, class, yearsem)
 - a. Create the above tables with the given specifications and constraints.
 - b. Insert about 10 rows as are appropriate to solve the following queries.
 - c. List the students who were present in a paper of a subject.
 - d. List all roll numbers who have passed in first division.
 - e. List all students in BCA-II who have scored higher than average
 - i) in your college ii) in every college
 - f. List the highest score, average and minimum score in BCA-II
 - i) in your college ii) in every college

4. Using the following database
 - Colleges (ename, city, address, phone, afdate)
 - Staffs (sid, sname, saddress, contacts)
 - StaffJoins (sid, ename, dept, DOJ, post, salary)
 - Teachings (sid, class, paperid, fsession, tsession)
 - Subjects (paperid, subject, paperno, papername)
- Handwritten notes:* 12/19/18, 12/20/18, 12/19/18, 14/09/18, 17/11/18, 11/3/2020, P. Senthil

- Write SQL statements for the following –
- a. Create the above tables with the given specifications and constraints.
 - b. Insert about 10 rows as are appropriate to solve the following queries.
 - c. List the names of the teachers teaching computer subjects.
 - d. List the names and cities of all staff working in your college.
 - e. List the names and cities of all staff working in your college who earn more than 15,000

5. Using the following database
 - Colleges (cname, city, address, phone, afdate)
 - Staffs (sid, sname, saddress, contacts)
 - StaffJoins (sid, ename, dept, DOJ, post, salary)
 - Teachings (sid, class, paperid, fsession, tsession)
 - Subjects (paperid, subject, paperno, papername)
 - a. Find the staffs whose names start with 'M' or 'R' and ends with 'A' and/or 7 characters long.
 - b. Find the staffs whose date of joining is 2005.
 - c. Modify the database so that staff N1 now works in C2 college.
 - d. List the names of subjects which T1 teaches in this session or all sessions.

6. Using the following database
 - Colleges (cname, city, address, phone, afdate)
 - Staffs (sid, sname, saddress, contacts)
 - StaffJoins (sid, ename, dept, DOJ, post, salary)
 - Teachings (sid, class, paperid, fsession, tsession)
 - Subjects (paperid, subject, paperno, papername)
 - a. Find the classes that T1 do not teach at present session.
 - b. Find the college who have most number of staffs.
 - c. Find the staffs who earn a higher salary who earn greater than average salary of their college.
 - d. Find the colleges whose average salary is more than average salary of C2
 - e. Find the college that has the smallest payroll.
 - f. Find the colleges where the total salary is greater than the average salary of all colleges.
 - g. List maximum, average, minimum salary of each college

7. Using the following database
 - Colleges (cname, city, address, phone, afdate)
 - Staffs (sid, sname, saddress, contacts)
 - StaffJoins (sid, ename, dept, DOJ, post, salary)
 - Teachings (sid, class, paperid, fsession, tsession)
 - Subjects (paperid, subject, paperno, papername)
 - a. Find the classes that T1 do not teach at present session.
 - b. List the names of the teachers, departments teaching in more than one departments.
 - c. Acquire details of staffs by name in a college or each college.
 - d. Find the names of staff who earn more than each staff of C2 college.
 - e. Give all principals a 10% rise in salary unless their salary becomes greater than 20,000 in such case give 5% rise.
 - f. Find all staff who do not work in same cities as the colleges they work.
 - g. List names of employees in ascending order according to salary who are working in your college or all colleges.

8. Using the following database
 - Colleges (cname, city, address, phone, afdate)
- Handwritten notes:* 12/19/18, 12/20/18, 12/19/18, 14/09/18, 17/11/18, 11/3/2020, P. Senthil

Staffs (sid, sname, address, contacts)
 Staffoins (sid, ename, dept, DOJ, post, salary)
 Teachings (sid, class, paperid, fession, tsession)
 Subjects (paperid, subject, paperno, papename)

- a. Find the classes that T1 do not teach at present session.
 - b. Create a view having fields sname, ename, dept, DOJ, and post
 - c. Create a view consisting of ename, average salary and total salary of all staff in that college.
 - d. Select the colleges having highest and lowest average salary using above views.
 - e. List the staff names of a department using above views.
9. Enrollment (enrollno, name, gender, DOR, address, phone)
 Admission (admisno, enrollno, course, yearsem, date, cname)
 Colleges (cname, city, address, phone, afdate)
 FeeStructure (course, yearsem, fee)
 Payment (billno, admno, amount, pdate, purpose)
- a. Create the above tables with the given specifications and constraints.
 - b. Insert about 10 rows as are appropriate to solve the following queries.
 - c. Get full detail of all students who took admission this year classwise.
 - d. Get detail of students who took admission in Bihai colleges.
 - e. Calculate the total amount of fees collected in this session
 - i) by your college ii) by each college iii) by all colleges
10. Enrollment (enrollno, name, gender, DOR, address, phone)
 Admission (admisno, enrollno, course, yearsem, date, cname)
 Colleges (cname, city, address, phone, afdate)
 FeeStructure (course, yearsem, fee)
 Payment (billno, admno, amount, pdate, purpose)
- a. List the students who have not payed full fee
 - i) in your college ii) in all colleges
 - b. List the number of admissions in your class in every year.
 - c. List the students in the session who are not in the colleges in the same city as they live in.
 - d. List the students in colleges in your city and also live in your city.
11. Subjects (paperid, subject, paper, papename)
 Test (paperid, date, time, max, min)
 Score (rollno, paperid, marks, attendance)
 Students (rollno, rollno, class, yearsem)
- a. Create the above tables with the given specifications and constraints.
 - b. Insert about 10 rows as are appropriate to solve the following queries.
 - c. List the students who were present in a paper of a subject.
 - d. List all roll numbers who have passed in first division.
 - e. List all students in MCA-II who have scored higher than average
 - i) in your college ii) in every college
 - f. List the highest score, average and minimum score in MCA-II
 - i) in your college ii) in every college

The Project should be done by individual student. Format of the student project report on completion of the project.

- Cover page as per format
- Certificate of Approval
- Certificate of project guide/Center Manager

[Handwritten signatures and dates: 12/11/18, 12/11/18, 12/11/18, 12/11/18, 12/11/18]

- where the resultant of addition of first two matrixes is stored. In similar way create functions for matrix subtraction and multiplication.
6. Create a single program to perform following tasks without using library functions:
- a) To reverse the string accepted as argument.
 - b) To count the number of characters in string passed as argument in form of character array.
 - c) To copy the one string to other string, passed as arguments in form of source character array and destination character array without using library function.
 - d) To count no. of vowels, consonants in each word of a sentence passed as argument in form of character array.
- Class, Object, Array of object, Object Using Array**
7. Create a class Student having data members to store roll number, name of student, name of three subjects, max marks, min marks, obtained marks. Declare an object of class student. Provide facilities to input data in data members and display result of student.
8. Create a class Student having data members to store roll number, name of student, name of three subjects, max marks, min marks, obtained marks. Declare array of object to hold data of 3 students. Provide facilities to display result of all students. Provide also facility to display result of specific student whose roll number is given.
9. Create a class Sarray having an array of integers having 5 elements as data member provide following facilities:
- a) Constructor to get number in array elements. b) Sort the elements. c) Find largest element
 - b) Search for presence of particular value in array element.
- Static member function**
10. Create a class Simple with static member functions for following tasks:
- a) To find factorial by recursive member function.
 - b) To check whether a no. is prime or not.
 - c) To generate Fibonacci series up to requested terms.
- Object as argument to function, function returning object**
11. Write program using class having class name Darray. Darray has pointer to pointer to integer as data member to implement double dimension dynamic array and provide following facilities:
- a) Constructor to input values in array elements.
 - b) Input member function to get input in array element
 - c) Output member function to print element value
 - d) Add member function to perform matrix addition using objects.
 - e) Subtract member function to perform matrix subtraction using objects.
 - f) Multiply member function to perform matrix multiplication using objects.
12. Write program to create class complex having data members to store real and imaginary part. Provide following facilities:
- a) Add two complex no. using objects. b) Subtract two complex no. using objects.
 - c) Multiply two complex no. using objects. d) Divide two complex no. using objects.
- Friend Function**
13. Create class Polar having data members radius and angle. It contains member functions for taking input in data members and member function for displaying value of data members. Class Polar contains declaration of friend function add which accepts two objects of class Polar and returns object of class Polar after addition. Test the class using main function and objects of class Polar.
14. Write program to create class distance having data members feet and inch (A single object will store distance in form such as 5 feet 3 inch). It contains member functions for taking input in data members and member function for displaying value of data
- [Handwritten signatures and dates: 12/11/18, 12/11/18, 12/11/18, 12/11/18]*

- ii. List all files that do not match a class.
- iii. Change the file permissions
- iv. Configure or set characteristics of your terminal. Describe any 3.
- v. Display the lines in a file that contain a particular word.
- vi. Append the contents of two files in a file JABC.
- vii. Count the number of files in a directory.

Write shell programs

- i. Display all the users currently logged in detail with column headers.
- ii. List all files in current directory and save the list in a file ABC. Also save the contents of the files in ABC and display the contents in ABC in sorted order.
- iii. Sort the contents of a file ABC and save it in OABC.
- iv. Display all the users currently logged in detail with column headers.
- v. To save current date & time, number of files & directories in the current directory and contents of all the files to a single file NFL.
- vi. To input a number and test whether it is +ve, -ve or zero.
- vii. To test whether a filename is a regular file or a directory or of other type.
- viii. To list only the directories in current path.
- ix. To print the greatest of three numbers.
- x. To print 12 terms of Fibonacci series.
- xi. To display all users currently logged in & also check a particular user every 30 seconds until he logs in.
- xii. To save current date & time, number of files in the current directory and contents of all the files matching a pattern to a single file NPFL.
- xiii. To display particular messages depending on the weekday.
- xiv. To display common messages for following group of days-Monday & Wednesday, Tuesday & Thursday and Friday & Saturday and other day.
- xv. To accept a string from the terminal and echo a suitable message if it doesn't have at least 9 characters.
- xvi. Write a Shell Script to find the factorial of a number.
- xvii. Write a Shell Script to swap two numbers using third variable.
- xviii. Write a Shell Script to print prime numbers between 1 to 20.
- xix. Write a Shell Script to greatest of three numbers.
- xx. Write a Shell Script to sort the contents of a file XYZ and save it in BCAII
- xxi. Write a Shell Script to display mathematical table of any number in the format Ex :- $3*1=3$.

Shis
27/4/19

B. K. Jaiswal
27/4/19

Asad
27-04-19

Shiv
Shiv
27-4-19

Prak
27/4/19

Shiv
27-04-2019


BCA-III

BCA-307	Programming Lab in Java
BCA-308	Dot Net Technology Lab
BCA-309	Project

SCHEME OF EXAMINATION 2020-2021 BCA PART- III

Subject Code	Subject Paper	Theory Marks		Internal Marks		Teaching Load per Week		
		Max. (A)	Min. (B)	Max. (C)	Min. (D)	L	T	P
BCA301	Statistical Analysis	80	27	20	8	4	2	-
BCA302	Programming in Java	80	27	20	8	4	2	-
BCA303	Dot Net Technology	80	27	20	8	4	2	-
BCA304	Software Engineering	80	27	20	8	4	2	-
BCA305	Data Structure	80	27	20	8	4	2	-
BCA306	Computer System Architecture	80	27	20	8	4	2	-
BCA307	LAB VII: Programming Lab in Java	100	50	40	16	-	-	3x2
BCA308	LAB VIII: Dot Net Technology Lab	100	50	40	16	-	-	2x2
BCA309	Project	100	50	20	8	-	-	1x2
TOTAL		780	312	220	88			
GRAND TOTAL	(PAPER + INTERNAL)	(A+C) 1000		(B+D) 400				

- Student will have to pass individually in all theory, practical and sessional



PRACTICAL WORK BCA-307 Programming Lab in Java

1. Scheme of Examination:- Practical examination will be of 3 hours duration. The distribution of

practical marks will be as follows:

Programme 1	-20
Programme 2	-20
Programme 3	-20
Viva	-20
Practical Copy + Internal Record	-20
Total	-100

2. In every program there should be comment for each coded line or block of code
3. Practical file should contain printed programs with name of author, date, path of program, unit no. and printed output.
4. All the following programs or a similar type of programs should be prepared

List of Practical

1. WAP that implements the Concept of Encapsulation.
2. WAP to demonstrate concept of function overloading of Polymorphism.
3. WAP to demonstrate concept of construction overloading of Polymorphism.
4. WAP the use boolean data type and print the Prime number Series up to 50.
5. WAP to print first 10 number of the following Series using Do-While Loops 0, 1, 1, 2, 3, 5, 8, 11...
6. WAP to check the given number is Armstrong or not.
7. WAP to find the factorial of any given number.
8. WAP to sort the element of One Dimensional Array in Ascending order.
9. WAP for matrix multiplication using input/output Stream.
10. WAP for matrix addition using input/output stream class.
11. WAP for matrix transposes using input/output stream class.
12. WAP to add the elements of Vector as arguments of main method (Run time) and rearrange them, and copy it into an Array.
13. WAP to check that the given String is palindrome or not.
14. WAP to arrange the String in alphabetical order.
15. WAP for StringBuffer class which perform the all methods of that class.
16. WAP to calculate Simple Interest using the Wrapper Class.
17. WAP to calculate Area of various geometrical figures using the abstract class.
18. WAP where Single class implements more than one interfaces and with help of interface reference variable user call the methods.
19. WAP that use the multiple catch statements within the try-catch mechanism.
20. WAP where user will create a self-Exception using the "throw" keyword.
21. WAP for multithread using the isAlive(), join() and synchronized() methods of Thread class.
22. WAP to create a package using command and one package will import another package.
23. WAP for JDBC to insert the values into the existing table by using prepared Statement.
24. WAP for JDBC to display the records from the existing table.
25. WAP for demonstration of switch statement, continue and break.

dh
Deete *Asad* *Amir* *Arif* *Asif* *Prasanna*

BCA308- LAB VII: Dot Net Technology Lab

1. Scheme of Examination :-

Practical Examination will be of 3 hours duration. The distribution of practical marks is as follows:

Program1	-	20
Program2	-	20
Program3	-	20
Viva-20		
[Practical Record + Internal Record]	-	20
Total		-100

List of Practical

1. Write a program to find maximum between three numbers.
2. Write a program to check whether a number is negative, positive or zero.
3. Write a program to check whether a year is leap year or not.
4. Write a program to check whether a character is alphabet or not.
5. Write a program to find all roots of a quadratic equation
6. Design an application to input marks of five subjects Physics, Chemistry, Biology, Mathematics and Computer. Calculate percentage and grade according to following:
Percentage >= 90% : Grade A
Percentage >= 80% : Grade B
Percentage >= 70% : Grade C
Percentage >= 60% : Grade D
Percentage >= 40% : Grade E
Percentage < 40% : Grade F
7. Design an application to input basic salary of an employee and calculate its Gross salary according to following:
Basic Salary <= 10000 : HRA = 20%, DA = 80%
Basic Salary <= 20000 : HRA = 25%, DA = 90%
Basic Salary > 20000 : HRA = 30%, DA = 95%
8. Design an application to input electricity unit charges and calculate total electricity bill according to the given condition:
For first 50 units Rs. 0.50/unit
For next 100 units Rs. 0.75/unit
For next 100 units Rs. 1.20/unit
For unit above 250 Rs. 1.50/unit
An additional surcharge of 20% is added to the bill
9. Write a program to convert decimal to binary number system using bitwise operator.
10. Write a program to swap two numbers using bitwise operator
11. Write a program to create Simple Calculator using select case.
12. Write a program to find sum of all natural numbers between 1 to n
13. Write a program to find first and last digit of any number
14. Write a program to enter any number and print its reverse.

dh
Deete *Asad* *Amir* *Arif* *Asif* *Prasanna*

15. Write a program to enter any number and check whether the number is palindrome or not.
16. Write a program to check whether a number is Armstrong number or not.
17. Write a program to print Fibonacci series up to n terms.
18. Write a program to print Pascal triangle upto n rows.
19. Write a program to print all negative elements in an array.
20. Design a digital clock using timer control.



21. Design an application that accepts the item name from the user and add it to a listbox and combobox.



22. Create an application that offers various food items to select from check boxes and a mode of payment using radio button. It then display the total amount payable.

23. Create an application to implement the working of Context menu on textbox.

24. WAP to illustrate all functionalities of listbox and combobox.

25. WAP using checkboxes for the following font effects.

- Bold
- Italic
- Underline
- Increase Font size
- Decrease Font size
- Font Color

25. WAP for temperature conversion using radiobutton.


26. WAP to launch a rocket using Picturebox and Timer control.

27. WAP to change the back color of any control using scrollbar.

28. WAP to search an element for one dimensional array.

M. D. Jaiswal, Anurag, Anurag, Anurag, Anurag, Anurag, Anurag

29. Design a menu such that it contain submenu such as Addition, Subtraction, Scalar Multiplication, Multiplication, Transpose of two metrics.
30. WAP to find greatest among three given number using user define. procedures.
31. WAP to calculate factorial of a number using user define procedure.
32. WAP to check whether given number is neon or not using user define. function.
33. WAP to check whether a given number is Niven or not using procedure.
34. WAP to check whether a given number is duck number or not.
35. WAP to check whether a given number is spy number or not.
36. WAP to check whether a given number.
37. Design the following application using radiobutton and checkbox :



38. Design an application to Create the Payroll form shown below. Number of hours must be entered as well as the appropriate rate.
 $Gross\ salary = rate * hours$
 $Net\ salary = gross\ salary - deductions$



39. Develop an application which is similar to notepad using menus.

M. D. Jaiswal, Anurag, Anurag, Anurag, Anurag, Anurag, Anurag



43. Define a Class 'ACCOUNT'. Include following Data members: Name of depositor, Account no, type of Account, balance amount. Member Functions: To Deposit an amount, to withdraw an amount after checking balance, to show balance. Also provide proper validations wherever necessary. Write a main program to test above class.

44. Develop a project which displays the student information in the relevant fields from the database which already exists.




45. Define structure student. Structure student has data members for storing name, rollno, name of three subjects and marks. Write member function to store and print data.

46. Write a class having name Calculate that uses static overloaded function to calculate area of circle, area of rectangle and area of triangle.


47. Create a class account that stores customer name, account number and type of account. From this derive the classes cur. acct and sav. acct to make them more specific to their requirements. Include necessary member functions in order to achieve the following tasks:

- a) Accept deposit from customer.
- b) Display the balance
- c) Computer and deposit interest.

Sk *A. D. D. D. D.* *Arshi* *Arshi* *Arshi* *Arshi* *Arshi* *Arshi*



40. Develop an application for facilitating purchasing order



41. Develop an application for billing system in coffee shop



42. Develop an application which is similar to login form

Sk *A. D. D. D. D.* *Arshi* *Arshi* *Arshi* *Arshi* *Arshi* *Arshi*

- d) Permit withdrawal and update the balance.
 e) Check for the minimum balance, impose penalty, necessary and update the balance.
48. Create a class circle with data member radius; provide member function to calculate area. Derive a class sphere from class circle; provide member function to calculate volume. Derive class cylinder from class sphere with additional data member for height and member function to calculate volume.
49. Consider an example of declaring the examination result. Design three classes:- student, exam and result. The student class has data members such as that representing roll number, name of student. Create the class exam, which contains data members representing name of subject, minimum marks, maximum marks, obtained marks for three subjects. Derive class result from both student and exam classes. Test the result class in main function.
50. WAP that implements the Concept of Encapsulation.
51. WAP to demonstrate concept of Polymorphism (function Overloading and constructor Overloading).
52. Create a class Student having data members to store roll number, name of student, name of three subjects, max marks, min marks, obtained marks. Declare an object of class student. Provide facilities to input data in data members and display result of student.
53. Create a class Student having data members to store roll number, name of student, name of three subjects, max marks, min marks, obtained marks. Declare array of object to hold data of 3 students. Provide facilities to display result of all students. Provide also facility to display result of specific student whose roll number is given.
54. Create a class array having an array of integers having 5 elements as data member provide following facilities:
 a) Constructor to get number in array elements.
 b) Sort the elements.
 c) Find largest element
 d) Search for presence of particular value in array element.
55. WAP to display records of a table using dataadapter and code for buttons to move at first record, next record, previous record, last record in the table.
56. Create a table for employee and write a program using Dataset to add, delete, edit & navigate records.
57. WAP to access a database using ADO.net & display a key column in the combo box or list box when an item is selected in it, its corresponding records is shown in DataGridView control.

[Handwritten signatures and initials]

- Synopsis of the project
- Main Report
 - ✓ Objectives & Scope of the project
 - ✓ Theoretical Background of Project
 - ✓ Definition of problem
 - ✓ System Analysis & Design
 - ✓ System Planning (PERT Chart)
 - ✓ Methodology adopted, system Implementation & Detail of Hardware & Software used
 - ✓ System maintenance & Evaluation
 - ✓ Cost and benefit Analysis
 - ✓ Detailed Life Cycle of the project
 - ERD,DFD
 - Input and Output Screen Design
 - Process involved
 - Methodology used for testing
 - Test Report, Printout of the code sheet
 - ✓ User/Operational Manual- including security aspects, access rights, back up, Controls etc.
 - ✓ Conclusion
 - ✓ References
 - ✓ Soft copy of the project on CD

Formats of various certificates and formatting styles are as:

1. Project report Cover Format:

A
Project Report
 On
Title of the Project Report
 (Times New Roman,Italic, Font Size=24)
 Submitted in partial fulfillment of the requirements for the award of degree
Bachelor of Computer Application
 From
 Pt.Ravishankar Shukla University Raipur (C.G.)
 (Bookman Old Style, 16 Point, Center)
 Year : xxxx

[Handwritten signatures and dates]

Logo of college

Guide (Guide Name) Submitted by: (Student's Name)
Roll No:

Submitted to (College Name)
Pt. Ravishankar Shukla University Raipur (C.G.)

2. Certificate of Approval by Head of the Department in letter head

CERTIFICATE OF APPROVAL

This is to certify that the Project work entitled " _____ " is carried out by Mr/Ms/Mrs _____, a student of BCA - III year at (College Name) is hereby approved as a credible work in the discipline of Computer Science & Information Technology for the award of degree of Bachelor of Computer Application during the year _____ from Pt. Ravishankar Shukla University, Raipur (CG).

(Head Name)

4. Certificate from the Guide in letter head

CERTIFICATE

This is to certify that the Project work entitled " _____ " Submitted to the (College Name) by Mr/Ms/Mrs _____ Roll No _____, in partial fulfillment for the requirements relating to nature and standard of the award of Bachelor of Computer Application degree by , Pt. Ravishankar Shukla University, Raipur (CG) for the academic year 20____-20____.

This project work has been carried out under my guidance.

(Guide Name)

Handwritten signatures and dates:
 20/1/19, 27/1/19, 27/1/19, 27/1/19, 27/1/19, 27/1/19, 27/1/19

5. Certificate of the Company or Organisation from where the Project is done from the Project Manager or Project guide.

6. Certificate of evaluation in the department letter head

CERTIFICATE OF EVALUATION

This is to certify that the Project work entitled " _____ " is carried out by Mr/Ms/Mrs _____, a student of BCA - III year at (College Name), after proper evaluation and examination, is hereby approved as a credible work in the discipline of Computer Science & Information Technology and is done in a satisfactory manner for its acceptance as a requisite for the award of degree of Bachelor of Computer Application during the year _____ from Pt. Ravishankar Shukla University, Raipur (CG).

Internal Examiner External Examiner

7. Declaration of Student / Self Certificate

DECLARATION

This to certify that the project report entitled " _____ ", which is submitted by me in the partial fulfillment for the award of the degree of Bachelor of Computer Application, (College Name), comprises the original work carried out by me.

I further declare that the work reported in this project has not been submitted and will not be submitted, either in part or in full for the award of any other degree or diploma in this Institute or any other Institute or University.

Place : (Name)
Date : (Roll No)

Handwritten signatures and dates:
 20/1/19, 27/1/19, 27/1/19, 27/1/19, 27/1/19, 27/1/19, 27/1/19

BBA

Pt. Ravishankar Shukla University Raipur (CG)

Proposed Marking Scheme for BBA Course
Academic Session 2015-16
Course Content of BBA

SEMESTER ONE	Internal Marks	Sem. Exam Marks	Total Marks
101. English	10	90	100
102. Computer Application	10	90	100
103. Business Mathematics	10	90	100
104. Principles of Management	10	90	100
105. Financial Accounting	10	90	100
SEMESTER TWO			
106. Hindi	10	90	100
107. Business Economics	10	90	100
108. Business Statistics	10	90	100
109. Cost Accounting	10	90	100
110. Environmental Studies	10	90	100
SEMESTER THREE			
111. Managerial Economics	10	90	100
112. Business Communication	10	90	100
113. Business Laws	10	90	100
114. Business and Environment	10	90	100
115. Management Information System (MIS)	10	90	100
SEMESTER FOUR			
116. Organisational Behaviour	10	90	100
117. Marketing Management	10	90	100
118. HRM	10	90	100
119. Financial Management	10	90	100
120. Production Management	10	90	100
121. Comprehensive Viva	10	90	100
SEMESTER FIVE			
122. Marketing Research	10	90	100
123. Quantitative Techniques	10	90	100
124. Sales and Advertisement Management	10	90	100
125. Investment Management	10	90	100
126. Material Management	10	90	100
SEMESTER SIX			
127. Business Policy and Strategy	10	90	100
128. Entrepreneurship and Small Business Management	10	90	100
129. Business Taxation	10	90	100
130. Business Ethics and Social Responsibility	10	90	100
131. Project Report and Viva -Voce	10	90	100

Semester-VI

Project Report and Viva -Voce (131)

Research report has to be an empirical work. It is to be started from the beginning of the six semester under the guidance of faculties of the college. The topics of the research project is to be finalised with the consultation of the faculty guide. The project will be evaluated both by internal of the college and external which is to be decided by the university.

Marks Allotment for BBA Course:

Out of 10 marks allocated for internal assessment for each paper:

- i. 3 marks are to be assigned for class test
- ii. 3 marks are to be assigned for assignment/seminar presentation
- iii. 4 marks are to be assigned for attendance.
- iv. The marks for attendance shall be as follows:

i.	More than 65% but less than 75%	1 Marks
ii.	70% or more but less than 75%	2 Marks
iii.	75% or more but less than 80%	3 Marks
iv.	80% or more but less than 85%	4 Marks

For BBA VI Semester Project report marks are to be sent in following format:

Form No. C-10

FOIL/COUNTER FOIL

Pt. Ravishankar Shukla University,

RAIPUR - 492010 (C.G.)

Examination 20

Practical Viva-Voce/Dissertation Examination in _____

Class _____ (Subject) _____

Centre _____

Date on which Examination was held _____

No. of Candidates Examined _____ Maximum Marks _____

S.NO	Roll No.	Enrolment No.	Name of Candidate	Project Report (90)	Total Marks allotted	
					In Figures	In words

H.O.D.
Commerce and Management Dept.
St. Vincent Pallotti College, Raipur

B.P.E 1st Year

B. P. E. Ist Year

Part-A (Theory)

Paper	Subject	Sessional	Final	Max.	Min.
1 st	Foundation Course	-----	-----		
	English			75	25
	Hindi			75	25
2 nd	Introduction to Physical Education	20	80	100	33
3 th	Applied Anatomy	20	80	100	33
4 th	Health Education, First AID & Safety Education	20	80	100	33
5 th	Sociology	20	80	100	33
6 th	Movement Education	20	80	100	33
Total		100	400	650	

Part-B (Practical Skills)

S. No.	Activities	Sessional	Final	Total Marks
1.	Athletics	20	80	100
2.	Gymnastics	20	80	50
3.	Football	20	80	50
4.	Basket ball	20	80	50
5.	Light Apparatus	20	80	50
6.	Weight Training	20	80	50
7.	Wrestling/Rhythmic	20	80	50
8.	Swimming- I Sessional Judo-II Sessional	To be continued in II year		
Total				400

BPE II Year

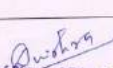
B.P.E. IInd year


Part- A (Theory)

Paper	Subject	Sessional	Final	Max.	Min.
1 st	Foundation Course	-----	-----	75	25
	English			75	25
	Hindi				
2 nd	Psychology	20	80	100	33
3 th	Physiology & Physiology of Exercise	20	80	100	33
4 th	Kinesiology	20	80	100	33
5 th	Sports Sociology	20	80	100	33
6 th	Recreation	20	80	100	33
Total		100	400	650	

Part -B (Practical Skills)

S. No.	Activities	Sessional	Final	Total Marks
1.	Athletics	10	40	50
2.	Cricket	10	40	50
3.	Hockey	10	40	50
4.	Volley ball	10	40	50
5.	Swimming-I Session Yoga-II Session	10	40	50
6.	Kho-Kho	10	40	50
7.	Kabbadi	10	40	50
8.	Teaching Practices	10	40	50
Total				400


 Dept. of Physical Edu. & Yoga
 St. Vincent Pallotti College
 Kapa, Raipur (C.G.)


 DR. RAKESH DUBEY
 PRINCIPAL
 ST. VINCENT PALLOTTI COLLEGE
 KAPA, RAIPUR (C.G.)

BPE III Year

B.P.E. IIIrd Year

Part-A (Theory)

Paper	Subject	Sessional	Final	Max.	Min.
1 st	English	-----	-----	75	25
	Hindi	-----	-----	75	25
2 nd	Professional Preparation	20	80	100	33
3 rd	Educational Method	20	80	100	33
4 th	Health Education	20	80	100	33
5 th	Sports Psychology	20	80	100	33
6 th	Educational Technology	20	80	100	33
Total		100	400	650	

Part-C (Teaching Practice)

	External	Internal	Total
Teaching Practice	100	100	200

Part-D (Specialization)

	External	Internal	Total
Specialization	100	100	200

A. W. D. S.
Dept. of Physical Edu. & Yoga
St. Vincent Pallotti College
KAPA, RAIPUR (C.E.)

[Signature]
Dr. KULDEEP DUREY
PRINCIPAL
ST. VINCENT PALLOTTI COLLEGE
KAPA, RAIPUR (C.E.)

BPE IV Year

B. P. E. IVth Year

Part – A Scheme of Examination (Theory Paper)

Paper	Subject	Sessional	Final	Max.	Min.
1 st	Foundation of Physical Education	20	80	100	33
2 nd	Adapted Physical Education	20	80	100	33
3 rd	Management of Physical Education	20	80	100	33
4 th	Test and Measurement	20	80	100	33
5 th	Introduction to corrective and Rehabilitation	20	80	100	33
6 th	Theory and methodology of sports training	20	80	100	33
Total		120	480	600	

Part-C (Teaching Practice)

	External	Internal	Total
Teaching Practice (Theory Subjects)	100	100	200

Part-D (Specialization)

	External	Internal	Total
Sports Specialization	100	100	200

Note:

- A candidate must pass in theory (Part-A) subjects in each of the year (I, II, III & IV) examination securing atleast 33% marks and 33% marks in aggregate of final examination and sessionals in each paper separately.
- A candidate must pass in Part B (Practical Skills), Part C (Teaching Practice) and part D (Specialization) with 40 % marks also 40% aggregate including sessionals.